



Registry Operator's MONTHLY REPORT

June 2004

Prepared: July 19, 2004

**VeriSign Naming and Directory Services
21345 Ridgetop Circle
Dulles, VA 20166-6503**

As required by the ICANN/VeriSign Registry Agreements (Section 8 for .com; Section 3.15 for .net), this report provides an overview of VeriSign Registry activity through the end of the reporting month. The information is primarily presented in table and chart format with text explanations as deemed necessary. The information is provided in the order as listed in *Appendix T* of the Registry Agreements. Pursuant to the agreements, "...items 5 - 12 shall be kept confidential by ICANN until three months after the end of the month to which the report relates."

Information is organized as follows:

1.	Accredited Registrar Status.....	3
	Table 1 – Accredited Registrar Status –June 2004	3
2.	Service Level Agreement Performance.....	3
	Table 2 – Service Level Agreement Performance – June 04.....	3
3.	TLD Zone File Access Activity	4
	Table 3 – gTLD Zone File Access Activity – June 2004	4
4.	Completed SRS Software Releases.....	4
	Table 4 – Completed Shared Registration System Releases	4
5.	Domain Names Under Sponsorship – Per Registrar	4
6.	Name Servers Registered – Per Registrar	5
7.	Domain Names Registered by Registry Operator	5
8.	Whois Service Activity	5
	Table 5 – Total Monthly “Whois” Queries (millions).....	5
9.	Monthly Growth Trends.....	6
	Table 6 – Total Monthly Domain Name Transaction Trend by Category (millions).....	6
	Table 7 –Total Monthly Name Server Transactions by Category (millions)	6
10.	Total Number of Transactions by Subcategory by Month.....	7
	Table 9 – Total Monthly Name Server Write Transactions by Subcategory (millions)	8
11.	Average Daily Transaction Range (In Millions).....	8
	Figure 1 – Average Daily Transaction Range.....	8
12.	TLD Geographical Registrations Distribution	9
13.	Deleted Names - Per Registrar	9
14.	Restored Names - Per Registrar	9
15.	Violations of Registrar Restore Report - Per Registrar.....	9
16.	Other Information.....	9
	Table 10 – Total Monthly Transactions by Category (In Millions).....	9
	Figure 2 – Total Transactions by Month (In millions)	10
	Figure 3 – TLD Registrations Distribution June 30, 2004.....	10

1. Accredited Registrar Status

Table 1 displays the current number and status of the ICANN accredited registrars. The registrars are grouped into three categories:

1. **Operational Registrars:** Those who have authorized access into the Shared Registration System (SRS) for processing domain name registrations.
2. **Registrars In The Ramp-Up Period:** Those who have received a password to access the Registry operational test and evaluation (OT&E) environment. The OT&E environment is provided to allow registrars to develop and test their systems with the SRS.
3. **Registrars In The Pre-Ramp-Up Period:** Those who have been sent a welcome letter from the VeriSign Registry but have not yet executed the Registry Confidentiality Agreement and/or have not yet submitted a completed Registrar Information Sheet. In most cases registrars are sent welcome letters via overnight express mail on the same day accreditation notification is received from ICANN.

Table 1 – Accredited Registrar Status – June 2004

Status	# of Registrars Current
Operational Registrars	180
Registrars In Ramp-Up Period	28
Registrars In Pre-Ramp-Up Period	37
Total	245

2. Service Level Agreement Performance

Table 2 compares Service Level Agreement (SLA) Requirements with Actual Performance for the reporting month. As required by the ICANN/VeriSign Registry Agreements (Section 21 for .com; Section 3.3 for .net), the VeriSign Registry is committed to provide service levels as specified in Appendix D of the agreements and to comply with the requirements of the SLA in Appendix E of the agreements. The SLA is incorporated into the VeriSign Registry Registrar Agreement that is executed with all operational registrars. **Note:** *The SLA permits two 12-hour windows per year to perform major upgrades.*

Table 2 – Service Level Agreement Performance – June 2004

Metric	SLA Requirement	Actual Performance
Total outage	8 hours	3 hours 42 minutes
Unplanned outage	4 hours	0 hours 00 minutes
Check domain average	3 seconds	.01 seconds
Add domain average	5 seconds	.01 seconds

3. TLD Zone File Access Activity

Table 3 summarizes the zone file access activity for the current reporting month. As required by the ICANN/VeriSign Registry Agreements (Section 21 for .com; Section 3.9 for .net), the VeriSign Registry provides third parties bulk access to the zone files for the .com and .net TLDs.

Table 3 – gTLD Zone File Access Activity – June 2004

Zone file access passwords previous month	1,066
New zone file access passwords	20
Total zone file access approvals end of reporting month	1,086

4. Completed SRS Software Releases

Table 4 shows significant releases that have occurred since January 2002, as well as other relevant information. The VeriSign Registry Shared Registration System (SRS) is continually being improved to better meet the needs of accredited registrars.

Table 4 – Completed Shared Registration System Releases

Release Name	Features	Target Date	Complete Date
Core Release 5.1	Add ability to Restore a domain; Sync expiration dates; addition of 3 new statuses – redemption period, pending restore, and pending delete; modifications to the CSR/Registrar tools and Whois.	25 Jan 2003	25 Jan 2003
Core Release 5.2	IDN TC/SC variant blocking, RGP monthly reports, .org name server registrations, miscellaneous bug fixes.	26 April 2003	26 April 2003
Core Release 5.2.1	Chinese IDN variants	17 May 2003	17 May 2003
Core Release 5.3	IDN Punycode migration, IDN language tags, prohibited Unicode points		13 Dec 2003
Core Release 5.4	Cleanup of legacy .org domain names. Only allow Punycode-encoded IDNs from registrars. New Language tables added and language tags will be required. TWNIC table is being replaced with CDNC table.	24 April 2004	24 April 2004

5. Domain Names Under Sponsorship – Per Registrar

This data will be provided under separate cover.

6. Name Servers Registered – Per Registrar

This data will be provided under separate cover.

7. Domain Names Registered by Registry Operator

Per the requirements of the .com registry agreement Section 24.B and the .net registry agreements Section 3.6.2, as of 30 June 2002, the following names should be in Appendix X:

THE-VERISIGN-COM-NET-REGISTRY.COM
 THE-VERISIGN-COM-NET-REGISTRY.NET
 THE-VERISIGN-REGISTRY.COM
 THE-VERISIGN-REGISTRY.NET
 THEVERISIGNREGISTRY.COM
 THEVERISIGNREGISTRY.NET
 VCNR.COM
 VCNR.NET
 VERISIGN-COM-NET-REGISTRY.COM
 VERISIGN-COM-NET-REGISTRY.NET
 VERISIGNCNR.COM
 VERISIGNCNR.NET
 VRSN-CNR.COM
 VRSN-CNR.NET
 VRSN-COM-NET-REGISTRY.COM
 VRSN-COM-NET-REGISTRY.NET
 VRSNCNR.COM
 VRSNCNR.NET
 VRSNCOMNETREGISTRY.COM
 VRSNCOMNETREGISTRY.NET

8. Whois Service Activity

Table 5 – Total Monthly “Whois” Queries

	Total Queries	Peak	Avg
Jun-03	1,166.9	64.3	38.9
Jul-03	1,110.5	58.1	35.8
Aug-03	886.9	44.1	28.6
Sep-03	892.4	33.9	29.7
Oct-03	1,084.5	48.1	35.0
Nov-03	1,009.4	43.7	33.6
Jan-04	1,193.3	52.6	38.5
Feb-04	1,122.5	44.2	38.7
Mar-04	1,383.7	55.5	44.6

	Total Queries	Peak	Avg
Apr-04	1,149.0	56.2	38.3
May-04	1,020.0	41.8	32.9
June-04	1,140.5	48.8	38.0

9. Monthly Growth Trends

There are six reported categories of monthly transactions executed by all registrars via the Registry Registrar Protocol (RRP) with the Shared Registration System (SRS):

1. **Write Domain** – This category includes the following transactions: adding a new domain, deleting a domain, modifying a domain name record, renewing a domain, auto-renew, transferring a domain, sync domain and restore a domain.
2. **Query Domain** – This category includes the following transactions: query a domain and query a domain transfer status.
3. **Check Domain** – This category includes the following transaction: check a domain.
4. **Write Server** – This category includes the following transactions: add name server, modify name server and delete name server.
5. **Query Server** – This category includes the following transaction: query name server.
6. **Check Server** – This category includes the following transaction: check name server.

Table 6 shows the number of domain name transactions for each of these categories.

Table 7 shows the number of name server transactions for each of these categories.

Table 6 – Total Monthly Domain Name Transaction Trend by Category (millions)

	Total	Write	%	Query	%	Check	%
Jun-03	2,273.2	1,794.7	79.0%	49.7	2.2%	428.8	18.9%
Jul-03	2,601.3	2,177.6	83.7%	43.2	1.7%	380.5	14.6%
Aug-03	1,325.0	856.0	64.6%	44.4	3.3%	424.6	32.0%
Sep-03	1,343.7	933.3	69.5%	43.1	3.2%	367.2	27.3%
Oct-03	1,580.5	1,095.0	69.3%	44.7	2.8%	440.9	27.9%
Nov-03	1,570.2	1,095.1	69.7%	44.0	2.8%	431.1	27.5%
Dec-03	1,725.7	1,218.1	70.6%	46.5	2.7%	461.1	26.7%
Jan-04	1,691.1	1,156.8	68.4%	62.2	3.7%	472.1	27.9%
Feb-04	1,366.3	974.3	71.3%	52.7	3.9%	339.3	24.8%
Mar-04	1,486.7	1,100.7	74.0%	55.8	3.8%	330.2	22.2%
Apr-04	1,743.2	1,402.9	80.5%	63.7	3.7%	276.7	15.9%
May-04	1,641.4	1,295.9	78.9%	61.2	3.7%	284.3	17.3%
June-04	1,459.0	1,112.3	76.2%	67.6	4.6%	279.2	19.1%

Table 7 – Total Monthly Name Server Transactions by Category (millions)

	Total	Write	%	Query	%	Check	%
Jun-03	16.0	0.33	2.1%	4.1	25.7%	11.5	72.2%
Jul-03	14.6	0.36	4.2%	4.1	27.9%	10.2	69.7%
Aug-03	14.2	0.32	2.2%	4.4	30.6%	9.6	67.1%
Sep-03	15.4	0.22	1.4%	4.9	31.5%	10.3	67.0%
Oct-03	15.1	0.36	2.4%	4.1	27.3%	10.6	70.3%
Nov-03	17.3	0.47	2.7%	4.0	22.9%	12.8	74.4%
Dec-03	16.9	0.49	2.9%	3.7	21.8%	12.7	75.3%
Jan-04	19.8	0.52	2.6%	4.2	21.5%	15.0	75.9%
Feb-04	16.1	0.50	3.1%	3.8	23.7%	11.8	73.2%
Mar-04	18.2	0.54	3.0%	4.2	22.9%	13.5	74.1%
Apr-04	15.8	0.51	3.2%	4.1	25.8%	11.2	71.0%
May-04	16.2	0.60	3.7%	3.5	21.7%	12.1	74.6%
Jun-04	16.1	0.56	3.5%	3.4	21.5%	12.1	75.0%

10. Total Number of Transactions by Subcategory by Month

Table 8 shows the number of domain name 'write' transactions in subcategories as described in Subsections 9.1. The "Sync", "Restore" and "No RGP Report" columns depict ACTUAL numbers where all other categories are shown in millions. Table 9 shows the number of name server "write" transactions by subcategory.

Table 8 – Total Monthly Domain Name Write Transactions by Subcategory (millions)

	In Millions						Sync	Restore	No RGP Report*
	Total	Add	Delete	Modify	Renew	Trans			
Jun-03	1,794.7	1,784.7	0.9	7.3	0.7	1.0	105	3,408	--
Jul-03	2,177.6	2,167.8	0.8	7.0	0.7	1.3	54	3,520	125
Aug-03	856.0	846.5	0.9	6.9	0.7	1.0	91	3,327	92
Sep-03	933.3	923.1	0.8	7.5	0.7	1.2	58	3,366	123
Oct-03	1,095.0	1,084.5	0.8	6.9	0.8	2.1	132	3,194	15
Nov-03	1,095.1	1,085.2	0.9	6.5	0.7	1.7	130	2,681	81
Dec-03	1,218.1	1,208.3	0.9	6.6	0.8	1.4	168	3,028	16
Jan-04	1,156.8	1,145.7	0.8	7.3	0.9	2.0	71	3,630	20
Feb-04	974.3	962.7	0.8	7.6	0.9	2.3	119	3,354	41
Mar-04	1,100.7	1,085.4	1.0	8.5	1.0	4.8	116	5,499	1,063
Apr-04	1,402.9	1,390.2	1.4	9.0	0.9	1.4	596	4,550	21
May-04	1,295.9	1,285.4	1.1	7.6	0.9	1.0	638	4,239	20
Jun-04	1,112.3	1,101.9	1.1	7.4	0.9	1.0	382	3,369	33

(NOTE*: The number in the "No RGP Report" column is calculated by taking the difference between the number of restore commands and the number of restore reports received in the month. This number may vary

slightly from the actual number of restores for which no report was received for a given month because of timing between when the restore command was issued and when the report was received.

Table 9 – Total Monthly Name Server Write Transactions by Subcategory (millions)

	Total	Add	Delete	Modify
Jun-03	0.33	0.27	0.03	0.03
Jul-03	0.36	0.29	0.03	0.04
Aug-03	0.32	0.26	0.03	0.04
Sep-03	0.22	0.15	0.03	0.04
Oct-03	0.36	0.30	0.02	0.04
Nov-03	0.47	0.37	0.03	0.07
Dec-03	0.49	0.41	0.04	0.04
Jan-04	0.52	0.42	0.04	0.06
Feb-04	0.50	0.42	0.04	0.04
Mar-04	0.54	0.43	0.06	0.05
Apr-04	0.51	0.42	0.04	0.05
May-04	0.60	0.49	0.05	0.06
Jun-04	0.56	0.48	0.03	0.05

11. Average Daily Transaction Range (In Millions)

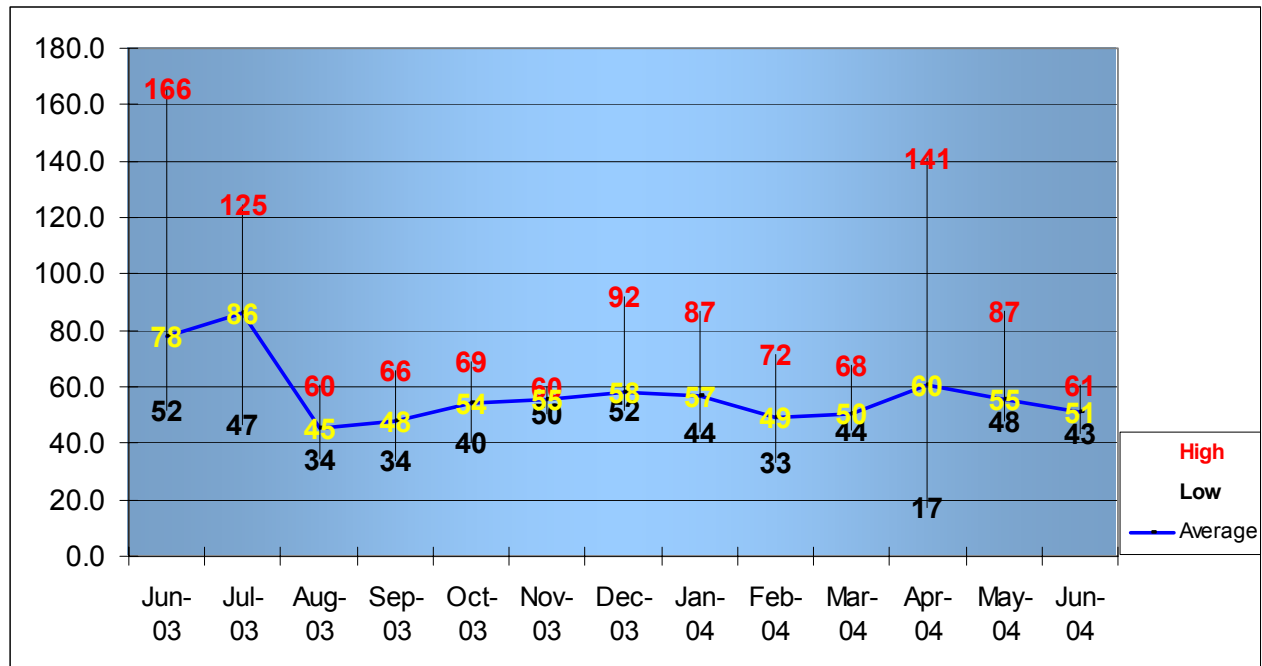


Figure 1 – Average Daily Transaction Range

12. TLD Geographical Registrations Distribution

The VeriSign Registry does not have registrant contact information.

13. Deleted Names - Per Registrar

This data will be provided under separate cover.

14. Restored Names - Per Registrar

This data will be provided under separate cover.

15. Violations of Registrar Restore Report - Per Registrar

This data is available through FTP site.

16. Other Information

The following information in **Table 10** shows the trend of total monthly transactions (domain names and name servers) for the .com and .net and TLDs.

Table 10 – Total Monthly Transactions by Category (In Millions)

	Total	Write	%	Query	%	Check	%
Jun-03	2,289.2	1,795.1	78.4%	53.8	2.3%	440.3	19.2%
Jul-03	2,616.0	2,178.0	83.3%	47.3	1.8%	390.7	14.9%
Aug-03	1,339.2	856.3	63.9%	48.7	3.6%	434.2	32.4%
Sep-03	1,359.1	933.6	68.7%	48.0	3.5%	377.5	27.8%
Oct-03	1,595.6	1,095.4	68.6%	48.8	3.1%	451.5	28.3%
Nov-03	1,587.5	1,095.6	69.0%	48.0	3.0%	443.9	28.0%
Dec-03	1,742.5	1,218.6	69.9%	50.2	2.9%	473.8	27.2%
Jan-04	1,710.9	1,157.3	67.6%	66.5	3.9%	487.1	28.5%
Feb-04	1,382.3	974.8	70.5%	56.6	4.1%	351.0	25.4%
Mar-04	1,504.9	1,101.3	73.2%	60.0	4.0%	343.7	22.8%
Apr-04	1,759.0	1,403.4	79.8%	67.8	4.8%	287.9	16.4%
May-04	1,657.7	1,296.5	78.2%	64.7	3.9%	296.4	17.9%
Jun-04	1,475.1	1,112.8	75.4%	71.0	4.8%	291.2	19.7%

Figure 2 displays the monthly growth trend in total Registry transactions (domain names and name servers) in millions for the .com and .net TLDs.

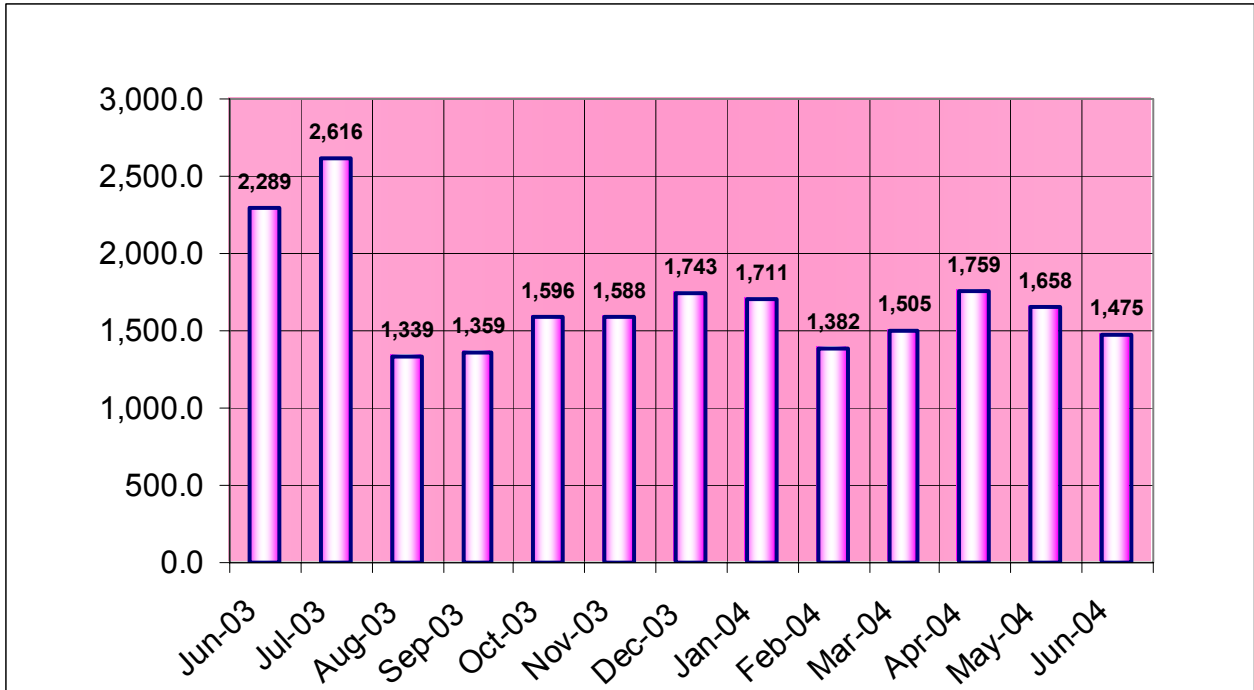


Figure 2 – Total Transactions by Month (In millions)

Figure 3 shows the percent of second-level domain names registered in each of the .com and .net gTLDs as of the end of the current reporting month.

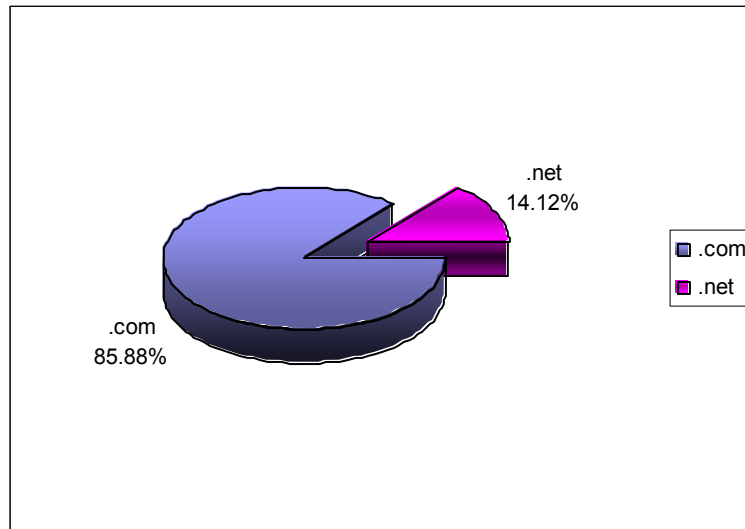


Figure 3 – TLD Registrations Distribution June 30, 2004



The following information is provided as required by the ICANN/VeriSign Registry Agreements (.com, Section 8; and .net, Section 3.15; and requirements 5, 6, 13 and 14 in Appendix T for both agreements). As stated in Appendix T, the following information "shall be kept confidential by ICANN until three months after the end of the month to which the report relates."

Total REGISTRATIONS in the VeriSign Registry Database and NAME SERVER COUNT as of June 30, 2004					June 2004 GROSS DELETES			June 2004 RESTORES		
REGISTRAR	COM	NET	Total Names	Name Servers	COM	NET	Total	COM	NET	Total
!!! BB Bulk, Inc. dba My Name Now	927	115	1,042	0	0	0	0	0	0	0
! \$! Bid It Win It, Inc.	1,550	197	1,747	4	1	0	1	0	0	0
! AlohaNIC LLC	417	40	457	1	0	0	0	0	0	0
!\$6.25 DOMAINS! Network, Inc. dba Esite.com	1,041	147	1,188	4	0	0	0	0	0	0
007Names, Inc.	4,321	1,011	5,332	124	41	9	50	1	3	4
1 Accredited Registrar	3,507	917	4,424	47	24	11	35	0	0	0
1 Domain Names International, Inc. d/b/a 1dni.com	4,809	710	5,519	158	170	27	197	5	0	5
1 eNameCo.	14,816	2,909	17,725	679	192	44	236	4	0	4
123 Easy Domain Names dba Signature Domains	14,878	5,214	20,092	443	116	11	127	3	0	3
123 Registration, Inc.	4,985	1,077	6,062	147	79	15	94	1	0	1
1stDomain.net, division of G+D International LLC	7,427	1,785	9,212	1,398	167	32	199	0	0	0
A Technology Company, Inc. d/b/a namesystem.com	6,882	1,233	8,115	321	9147	1446	10,593	4	0	4
AAAQ.COM, Inc.	93,992	15,285	109,277	4,305	1476	107	1,583	12	3	15
Abacus America, Inc. dba Names4Ever	174,502	28,142	202,644	6,661	2861	475	3,336	47	7	54
ABR Products, Inc. dba Nitin Networks	17,675	3,368	21,043	764	0	0	0	0	0	0
Active ISP ASA	47,609	9,301	56,910	357	977	301	1,278	24	3	27
Address Creation	14,376	1,750	16,126	434	380	19	399	0	0	0
Advantage Interactive Ltd	3,247	563	3,810	25	0	0	0	0	0	0
Aim High!, Inc. dba Get Yer Name!	418	72	490	0	0	0	0	0	0	0
Alices Registry, Inc.	1,676	270	1,946	44	6	0	6	0	0	0
All West Communications, Inc. d/b/a AW Registry	20,392	3,240	23,632	1,730	516	78	594	7	0	7
Alldomains.com Inc.	89,374	13,185	102,559	4,440	2079	497	2,576	67	8	75
AllGlobalNames S.A.	6,515	1,438	7,953	127	66	15	81	2	0	2
America Online, Inc. dba AOL and/or CompuServe-AOL	5,466	1,713	7,179	83	0	0	0	0	0	0
Annulet, Inc	950	115	1,065	13	0	0	0	0	0	0
Arsys Internet, S.L. d/b/a NICLINE.COM	77,798	11,062	88,860	1,318	628	84	712	4	0	4
Asadal, Inc.	2		2	0	1573	385	1,958	0	0	0
Ascio Technologies, Inc.	145,811	34,436	180,247	2,130	337	38	375	30	10	40
AtCom Technology LLC	16,608	2,725	19,333	934	9124	1479	10,603	1	0	1
AusRegistry Group Pty. Ltd.	3,694	578	4,272	18	308	58	366	0	0	0

The following information is provided as required by the ICANN/VeriSign Registry Agreements (.com, Section 8; and .net, Section 3.15; and requirements 5, 6, 13 and 14 in Appendix T for both agreements). As stated in Appendix T, the following information "shall be kept confidential by ICANN until three months after the end of the month to which the report relates."

Total REGISTRATIONS in the VeriSign Registry Database and NAME SERVER COUNT as of June 30, 2004					June 2004 GROSS DELETES			June 2004 RESTORES		
REGISTRAR	COM	NET	Total Names	Name Servers	COM	NET	Total	COM	NET	Total
BB Online UK Ltd	11,416	2,080	13,496	406	2	0	2	3	0	3
Beijing Innovative Linkage Technology Ltd. dba dns.com.cn	2		2	0	2013	483	2,496	0	0	0
Best Registration Services, Inc	3,965	537	4,502	155	3	0	3	0	0	0
Bizcn.com, Inc.	96,876	21,128	118,004	1,292	183	26	209	1	0	1
Blue Razor Domains, Inc	22,800	3,196	25,996	329	562	97	659	0	0	0
Blueberry Hill Comm., Inc. dba 4Domains.com	14,602	1,846	16,448	357	1	0	1	3	0	3
BookMyName SAS	36,594	6,852	43,446	845	17108	2694	19,802	2	0	2
Brandon Gray Internet Services, Inc. dba NameJuice.com	28,862	4,298	33,160	479	0	0	0	0	0	0
BulkRegister, LLC.	990,958	144,166	1,135,124	36,809	810	89	899	82	6	88
CADiware AG	897	240	1,137	44	29969	5768	35,737	0	0	0
Capital Networks Pty LTD	30,700	4,612	35,312	2,852	828	119	947	3	0	3
CAT, Inc. d/b/a Namezero.com	24,742	3,995	28,737	432	0	0	0	0	0	0
Catalog.com, Inc.	31,573	3,700	35,273	367	96	19	115	21	1	22
Central Registrar, Inc. d/b/a DomainMonger.Com	18,358	2,502	20,860	70	8568	1944	10,512	0	0	0
CommuniGal Communications Ltd	24,333	5,372	29,705	1,195	11	1	12	0	0	0
Computer Services Langenbach GmbH dba joker.com	365,769	83,490	449,259	21,703	2988	640	3,628	26	9	35
ComputerDataNetworks dba shop4domain/netonedomains	1,846	347	2,193	40	13	2	15	1	2	3
CORE Internet Council of Registrars	227,707	49,339	277,046	13,775	1191	554	1,745	150	16	166
Corporate Domains, Inc.	3,750	1,184	4,934	157	78	32	110	0	0	0
Cronon AG Berlin, Niederlassung Regensburg	230,268	79,367	309,635	2,631	431	104	535	0	0	0
Cyidentity, Inc. d/b/a Cypack.com	18,319	2,960	21,279	329	2731	311	3,042	0	0	0
Deutsche Telekom AG	36,973	9,714	46,687	779	278	54	332	4	2	6
Direct Information Pvt. Ltd., dba Directl.com	139,206	22,875	162,081	35,846	3342	614	3,956	11	1	12
Dodora Unified Communications, Inc.	14,288	2,557	16,845	1,925	4	0	4	0	0	0
Domain Bank, Inc.	137,383	20,344	157,727	3,218	1	0	1	81	9	90
Domain Contender, LLC	20,956	3,600	24,556	2	542	78	620	0	0	0
Domain Monkeys, LLC	2,286	297	2,583	7	0	0	0	0	0	0
Domain Registration Services	25,388	3,573	28,961	2,119	1	0	1	25	3	28
Domain The Net Technologies (2)	2,215	310	2,525	6	5890	1199	7,089	0	0	0
Domain The Net Technologies Ltd.	1,569	161	1,730	32	2162	442	2,604	0	0	0
DomainDiscover	424,578	86,181	510,759	9,254	399	82	481	8	3	11
Domainducks, Inc. d/b/a Personalnames.com	8,998	1,460	10,458	59	0	0	0	0	0	0
Domaininfo AB d/b/a domaininfo.com	21,897	5,525	27,422	4,204	153	26	179	7	1	8

The following information is provided as required by the ICANN/VeriSign Registry Agreements (.com, Section 8; and .net, Section 3.15; and requirements 5, 6, 13 and 14 in Appendix T for both agreements). As stated in Appendix T, the following information "shall be kept confidential by ICANN until three months after the end of the month to which the report relates."

Total REGISTRATIONS in the VeriSign Registry Database and NAME SERVER COUNT as of June 30, 2004					June 2004 GROSS DELETES			June 2004 RESTORES		
REGISTRAR	COM	NET	Total Names	Name Servers	COM	NET	Total	COM	NET	Total
Domain-it, Inc.	2,662	382	3,044	36	3237	551	3,788	0	0	0
DomainName, Inc.	8,860	1,335	10,195	28	19	5	24	0	0	0
DomainPeople, Inc.	125,262	17,765	143,027	10,776	48	7	55	76	12	88
DomainPro, Inc.	776	109	885	0	165	19	184	0	0	0
DomainProcessor.com	2,990	475	3,465	77	33	7	40	0	0	0
DomainRegistry.com, Inc.	9,589	1,281	10,870	462	12	0	12	7	1	8
Domainz Limited	127	19	146	2	14	3	17	0	0	0
DomainZoo.com, Inc.	5,629	1,081	6,710	220	40450	7363	47,813	5	1	6
DomReg Ltd.	24,629	6	24,635	31	99	16	115	0	0	0
DotForce Corp. d/b/a DotForce.com	1,655	282	1,937	10	11	0	11	0	0	0
Dotster, Inc.	570,627	93,978	664,605	45,166	2654	491	3,145	48	2	50
Eastern Communications Co., Ltd.	3,505	342	3,847	216	0	0	0	0	0	0
easyDNS Technologies, Inc.	18,908	3,338	22,246	809	0	0	0	0	0	0
Easyspace LTD	121,457	20,035	141,492	3,423	42	3	45	29	3	32
EDGE Co., Ltd.	2,325	637	2,962	162	8	0	8	0	0	0
eMarkmonitor Inc. dba Markmonitor	34,716	7,865	42,581	740	4	1	5	0	0	0
EnCirca Inc	2,530	379	2,909	41	44569	7374	51,943	1	0	1
Enetica PTY Ltd	3,011	395	3,406	104	411	207	618	0	0	0
Enetregistry, Inc	175	38	213	26	0	0	0	0	0	0
eNom, Inc.	2,295,593	361,615	2,657,208	126,160	835	27	862	64	5	69
EPAG Enter-Price Multimedia AG	17,019	6,239	23,258	422	0	0	0	3	2	5
Esoftwiz, Inc.	1,857	278	2,135	2	2	0	2	0	0	0
Fabulous.com Pty Ltd.	181,854	4,427	186,281	283	3	0	3	0	0	0
Fiducia LLC, Latvijas Parstavnieciba	1,688	147	1,835	4	4058	1225	5,283	0	0	0
Firstserver, Inc.	4,848	860	5,708	302	5199	1287	6,486	0	0	0
Future Media Network K.K.	1,795	285	2,080	9	2040	441	2,481	0	0	0
Gabia, Inc.	106,881	33,508	140,389	15,839	3080	811	3,891	7	4	11
GANDI	279,704	66,584	346,288	28,917	94	42	136	0	0	0
GKG.Net, Inc.	102,406	18,169	120,575	11,942	39407	6398	45,805	15	1	16
Global Media Online, Inc	169,390	36,057	205,447	30,200	0	0	0	29	8	37
Globedom Datenkommunikations GmbH	5,885	1,691	7,576	639	1660	391	2,051	0	0	0
Go Daddy Software, Inc.	3,341,220	473,887	3,815,107	148,781	164	28	192	180	27	207
H. J. Linnen Associates Ltd.	309	27	336	0	178	1	179	0	0	0

The following information is provided as required by the ICANN/VeriSign Registry Agreements (.com, Section 8; and .net, Section 3.15; and requirements 5, 6, 13 and 14 in Appendix T for both agreements). As stated in Appendix T, the following information "shall be kept confidential by ICANN until three months after the end of the month to which the report relates."

Total REGISTRATIONS in the VeriSign Registry Database and NAME SERVER COUNT as of June 30, 2004					June 2004 GROSS DELETES			June 2004 RESTORES		
REGISTRAR	COM	NET	Total Names	Name Servers	COM	NET	Total	COM	NET	Total
HANGANG Systems, Inc. d/b/a doregi.com	35,933	9,958	45,891	8,176	14229	1850	16,079	9	2	11
HiChina Web Solutions (Hong Kong) Limited	61,239	8,681	69,920	298	0	0	0	0	0	0
I.D.R. Internet Domain Registry Ltd.	3,016	301	3,317	184	1	1	2	1	0	1
iHoldings.com, Inc. d/b/a Dotregistrar.com	689,456	80,768	770,224	12,838	687	315	1,002	19	5	24
In2Net Network, Inc. dba iRegister.com	40,762	5,287	46,049	56	0	0	0	0	0	0
Inamepro dba Dynadot	2,695	592	3,287	92	5344	758	6,102	0	0	0
INAMES Corp	34,522	12,563	47,085	6,719	0	0	0	0	0	0
Initial Online Limited	361	47	408	12	14509	1879	16,388	0	0	0
Innerwise, Inc. d/b/a ItsYourDomain.com	339,661	45,021	384,682	11,448	360	89	449	68	2	70
Inter China Network Software (Beijing) Co., Ltd.	1		1	0	28	4	32	0	0	0
Interactive Telecom Network, Inc.	1,315	129	1,444	2	1594	316	1,910	0	0	0
Intercosmos Media Group, Inc. d/b/a directNIC.com	828,598	108,065	936,663	40,714	1	0	1	22	3	25
Interdomain, S.A.	39,546	6,936	46,482	792	236	53	289	42	28	70
Internetters Limited	24,052	2,202	26,254	120	35308	6211	41,519	0	0	0
Key-Systems GmbH	133,522	43,412	176,934	5,115	3	0	3	8	2	10
Korea Information Certificate Authority 2	1,984	255	2,239	3	0	0	0	0	0	0
Korea Information Certificate Authority Inc dba DomainCA	9,716	1,623	11,339	353	3283	564	3,847	1	0	1
Melbourne IT, Ltd. d/b/a Internet Names Worldwide	1,639,299	271,257	1,910,556	77,460	0	0	0	118	18	136
Mobilcom City Line GmbH d/b/a freenet Datenkommunikat	361	185	546	17	4	2	6	0	0	0
Mobile Name Services, Inc.	3,610	382	3,992	22	1	0	1	0	0	0
Moniker Online Services, Inc.	274,919	23,240	298,159	958	818	168	986	9	0	9
Name Intelligence, Inc	5,221	583	5,804	30	0	0	0	0	0	0
Name.com LLC	8,001	1,312	9,313	133	0	0	0	0	0	0
Name2Host, Inc. dba name2host.com	5,726	982	6,708	16	172	35	207	0	0	0
NAMEBAY	54,876	10,116	64,992	2,682	10584	1734	12,318	2	1	3
NameEngine, Inc.	33	26	59	7	5087	878	5,965	0	0	0
NameKing.com, Inc.	6,672	381	7,053	2	2819	458	3,277	0	0	0
NamesBeyond.Com	4,489	604	5,093	179	1	0	1	10	0	10
NameScout Corp	46,783	7,163	53,946	2,957	0	0	0	11	2	13
NamesDirect.Com, Inc.	159,792	29,230	189,022	8,498	696	163	859	19	4	23
NameSecure.com	127,462	19,855	147,317	2,160	1744	512	2,256	5	0	5
Nameview, Inc.	1,748	234	1,982	1	77621	12660	90,281	0	0	0
NeoNIC OY	1,538	112	1,650	0	0	0	0	0	0	0

The following information is provided as required by the ICANN/VeriSign Registry Agreements (.com, Section 8; and .net, Section 3.15; and requirements 5, 6, 13 and 14 in Appendix T for both agreements). As stated in Appendix T, the following information "shall be kept confidential by ICANN until three months after the end of the month to which the report relates."

Total REGISTRATIONS in the VeriSign Registry Database and NAME SERVER COUNT as of June 30, 2004					June 2004 GROSS DELETES			June 2004 RESTORES		
REGISTRAR	COM	NET	Total Names	Name Servers	COM	NET	Total	COM	NET	Total
Netbenefit PLC aka NetNames	52,873	13,197	66,070	430	324	70	394	26	5	31
Netpia.com, Inc.	39,671	11,576	51,247	4,870	530	52	582	26	6	32
NetTuner Corp. dba Webmasters.com	463	29	492	4	346	35	381	0	0	0
Network Solutions, Inc.	5,362,333	790,365	6,152,698	394,333	13764	2556	16,320	617	56	673
New Dream Network, LLC	3,428	507	3,935	9	790	215	1,005	0	0	0
Nominalia Internet S.L.	27,673	4,678	32,351	699	491	58	549	18	5	23
NORDNET	85,912	6,086	91,998	335	2195	195	2,390	2	1	3
Omnis Network, LLC	36,237	5,755	41,992	1,916	4	0	4	1	0	1
Online Orders Network LLC dba Registername	3		3	0	1075	206	1,281	0	0	0
OnlineNIC, Inc.	560,524	88,403	648,927	23,700	383	59	442	22	4	26
OVH	78,734	18,109	96,843	6,357	1738	536	2,274	0	0	0
pairNIC	42,983	6,398	49,381	1,642	2479	271	2,750	0	0	0
Parava Networks Inc dba RegistrataYa.com nAAme.com	51,570	8,417	59,987	2,692	0	0	0	0	0	0
Polar Software Limited d/b/a signdomains.com	5,872	893	6,765	109	7805	1308	9,113	0	0	0
Primus Telco Pty Ltd dba PrimusDomain/PlanetDomain	59,352	10,620	69,972	4,936	39	4	43	7	1	8
PSI-Japan, Inc.	26,426	4,642	31,068	4,992	37759	6580	44,339	0	0	0
PSI-USA, Inc.	121,428	41,087	162,515	2,399	456	105	561	7	2	9
R&K GlobalBusinessServices, Inc. dba 000Domains.com	102,117	11,788	113,905	4,574	46	7	53	17	2	19
R. Lee Chambers Company LLC	2,326	316	2,642	48	2	0	2	0	0	0
Rebel.com Services Corp.	3,214	481	3,695	9	31	1	32	0	0	0
Register.com (2)	1,962	217	2,179	24	6531	2369	8,900	1	0	1
register.com, Inc.	2,125,830	336,631	2,462,461	108,675	17	9	26	343	31	374
Register.it SPA	35,928	7,740	43,668	579	0	0	0	1	4	5
Registration Technologies, Inc.	55,434	15,559	70,993	162	0	0	0	0	0	0
rockenstein AG	482	184	666	7	251	44	295	0	0	0
SafeNames Ltd	9,507	1,613	11,120	168	2815	492	3,307	0	0	0
Schlund+Partner AG	733,474	216,021	949,495	6,953	1721	292	2,013	8	0	8
Secura GmbH	5,463	1,536	6,999	216	485	67	552	0	0	0
Sipence, Inc.	3,461	429	3,890	39	1768	359	2,127	0	0	0
Sitename.com LLC	2,431	430	2,861	0	1167	287	1,454	0	0	0
Spot Domain LLC dba Domainsite.com	35,886	15,708	51,594	881	1040	257	1,297	7	1	8
Stargate.com, Inc.	120,301	17,625	137,926	8,316	0	0	0	63	11	74
The Name It Corporation dba NameServices.net	87,534	12,608	100,142	4,564	67	9	76	111	7	118

