



Registry Operator's MONTHLY REPORT

June 2003

Prepared: July 18, 2003

**VeriSign Naming and Directory Services
21345 Ridgetop Circle
Dulles, VA 20166-6503**

As required by the ICANN/VeriSign Registry Agreements (Section 8 for .com; Section 3.15 for .net), this report provides an overview of VeriSign Registry activity through the end of the reporting month. The information is primarily presented in table and chart format with text explanations as deemed necessary. The information is provided in the order as listed in *Appendix T* of the Registry Agreements. Pursuant to the agreements, "...items 5 - 12 shall be kept confidential by ICANN until three months after the end of the month to which the report relates."

Information is organized as follows:

1.	Accredited Registrar Status.....	3
	Table 1 – Accredited Registrar Status – June 2003	3
2.	Service Level Agreement Performance.....	3
	Table 2 – Service Level Agreement Performance – June 2003	3
3.	TLD Zone File Access Activity	4
	Table 3 – gTLD Zone File Access Activity – June 2003	4
4.	Completed SRS Software Releases.....	4
	Table 4 – Completed Shared Registration System Releases	4
5.	Domain Names Under Sponsorship – Per Registrar	5
6.	Name Servers Registered – Per Registrar	5
7.	Domain Names Registered by Registry Operator	5
8.	Whois Service Activity	5
	Table 5 – Total Monthly “Whois” Queries (millions).....	5
9.	Monthly Growth Trends.....	6
	Table 6 – Total Monthly Domain Name Transaction Trend by Category (millions).....	6
	Table 7 – Total Monthly Name Server Transactions by Category (millions)	7
10.	Total Number of Transactions by Subcategory by Month	7
	Table 8 – Total Monthly Domain Name Write Transactions by Subcategory (millions)	7
	Table 9 – Total Monthly Name Server Write Transactions by Subcategory (millions)	8
11.	Average Daily Transaction Range (In Millions).....	9
	Figure 1 – Average Daily Transaction Range.....	9
12.	TLD Geographical Registrations Distribution	9
13.	Other Information.....	9
	Table 10 – Total Monthly Transactions by Category (In Millions).....	9
	Figure 2 – Total Transactions by Month (In millions)	10
	Figure 3 – TLD Registrations Distribution June 30, 2003.....	11

1. Accredited Registrar Status

Table 1 displays the current number and status of the ICANN accredited registrars. The registrars are grouped into three categories:

1. **Operational Registrars:** Those who have authorized access into the Shared Registration System (SRS) for processing domain name registrations.
2. **Registrars In The Ramp-Up Period:** Those who have received a password to access the Registry operational test and evaluation (OT&E) environment. The OT&E environment is provided to allow registrars to develop and test their systems with the SRS.
3. **Registrars In The Pre-Ramp-Up Period:** Those who have been sent a welcome letter from the VeriSign Registry but have not yet executed the Registry Confidentiality Agreement and/or have not yet submitted a completed Registrar Information Sheet. In most cases registrars are sent welcome letters via overnight express mail on the same day accreditation notification is received from ICANN.

Table 1 – Accredited Registrar Status – June 2003

Status	# of Registrars Current
Operational Registrars	135
Registrars In Ramp-Up Period	30
Registrars In Pre-Ramp-Up Period	22
Total	187

2. Service Level Agreement Performance

Table 2 compares Service Level Agreement (SLA) Requirements with Actual Performance for the reporting month. As required by the ICANN/VeriSign Registry Agreements (Section 21 for .com; Section 3.3 for .net), the VeriSign Registry is committed to provide service levels as specified in Appendix D of the agreements and to comply with the requirements of the SLA in Appendix E of the agreements. The SLA is incorporated into the VeriSign Registry Registrar Agreement that is executed with all operational registrars. **Note:** *The SLA permits two 12-hour windows per year to perform major upgrades.*

Table 2 – Service Level Agreement Performance – June 2003

Metric	SLA Requirement	Actual Performance
Total outage	8 hours	0 hours 00 minutes
Unplanned outage	4 hours	0 hours 00 minutes
Check domain average	3 seconds	.01 seconds
Add domain average	5 seconds	.02 seconds

3. TLD Zone File Access Activity

Table 3 summarizes the zone file access activity for the current reporting month. As required by the ICANN/VeriSign Registry Agreements (Section 21 for .com; Section 3.9 for .net), the VeriSign Registry provides third parties bulk access to the zone files for the .com and .net TLDs.

Table 3 – gTLD Zone File Access Activity – June 2003

Zone file access passwords previous month	879
New zone file access passwords	16
Total zone file access approvals end of reporting month	895

4. Completed SRS Software Releases

As required by the ICANN/VeriSign Registry Agreements (Section 21 for .com; Section 3.9 for .net), **Table 4** shows significant releases that have occurred since January 2002. The VeriSign Registry Shared Registration System (SRS) is continually being improved to better meet the needs of accredited registrars.

Table 4 – Completed Shared Registration System Releases

Release Name	Features	Target Date	Complete Date
Core Release 4.0	User features required by the new agreements to include global user id, bulk transfer from one registrar to many.	19 Jan 2002	19 Jan 2002
Core Release 4.1	Support of IPv.6, exclusion of orphan A records from gTLD zones, and minor enhancements for performance	18 Jun 2002	18 Jun 2002
Core Release 5.0	Migration of CSR/Registrar Tool from Dynamo to Weblogic, merge ASCII and IDN RRP application servers, restrict registration of name servers with invalid TLDs.	28 Sep 2002	28 Sep 2002
Core Release 5.1	Add ability to Restore a domain; Sync expiration dates; addition of 3 new statuses – redemption period, pending restore, and pending delete; modifications to the CSR/Registrar tools and Whois.	25 Jan 2003	25 Jan 2003
Core Release 5.2	IDN TC/SC variant blocking, RGP monthly reports, .org name server registrations, miscellaneous bug fixes.	26 April 2003	26 April 2003
Core Release 5.2.1	Chinese IDN variants	17 May 2003	17 May 2003

Release Name	Features	Target Date	Complete Date
Core Release 5.3	IDN Punycode migration, IDN language tags, prohibited Unicode points	27 Sep 2003	

5. Domain Names Under Sponsorship – Per Registrar

This data will be provided under separate cover.

6. Name Servers Registered – Per Registrar

This data will be provided under separate cover.

7. Domain Names Registered by Registry Operator

Per the requirements of the .com registry agreement Section 24.B and the .net registry agreements Section 3.6.2, as of 30 June 2002, the following names should be in Appendix X:

THE-VERISIGN-COM-NET-REGISTRY.COM
 THE-VERISIGN-COM-NET-REGISTRY.NET
 THE-VERISIGN-REGISTRY.COM
 THE-VERISIGN-REGISTRY.NET
 THEVERISIGNREGISTRY.COM
 THEVERISIGNREGISTRY.NET
 VCNR.COM
 VCNR.NET
 VERISIGN-COM-NET-REGISTRY.COM
 VERISIGN-COM-NET-REGISTRY.NET
 VERISIGNCNR.COM
 VERISIGNCNR.NET
 VRSN-CNR.COM
 VRSN-CNR.NET
 VRSN-COM-NET-REGISTRY.COM
 VRSN-COM-NET-REGISTRY.NET
 VRSNCNR.COM
 VRSNCNR.NET
 VRSNCOMNETREGISTRY.COM
 VRSNCOMNETREGISTRY.NET

8. Whois Service Activity

Table 5 – Total Monthly “Whois” Queries (millions)

	Total Queries	Peak	Avg
Apr-02	735.4	41.4	24.5

	Total Queries	Peak	Avg
May-02	651.7	34.6	21.0
Jun-02	607.9	29.0	20.3
Jul-02	633.6	28.5	20.4
Aug-02	686.8	34.4	22.2
Sep-02	651.2	33.0	21.7
Oct-02	769.0	34.9	24.8
Nov-02	829.0	41.2	27.6
Dec-02	753.0	34.3	24.3
Jan-03	790.2	37.1	25.5
Feb-03	732.0	38.4	26.1
Mar-03	784.4	34.7	25.3
Apr-03	786.7	31.2	26.2
May-03	1,040.7	45.6	33.6
Jun-03	1,166.9	64.3	38.9

9. Monthly Growth Trends

There are six reported categories of monthly transactions executed by registrars via the Registry Registrar Protocol (RRP) with the Shared Registration System (SRS):

1. **Write Domain** – This category includes the following transactions: adding a new domain, deleting a domain, modifying a domain name record, renewing a domain, auto-renew, transferring a domain, sync domain and restore a domain.
2. **Query Domain** – This category includes the following transactions: query a domain and query a domain transfer status.
3. **Check Domain** – This category includes the following transaction: check a domain.
4. **Write Server** – This category includes the following transactions: add name server, modify name server and delete name server.
5. **Query Server** – This category includes the following transaction: query name server.
6. **Check Server** – This category includes the following transaction: check name server.

Table 6 shows the number of domain name transactions for each of these categories.

Table 7 shows the number of name server transactions for each of these categories.

Table 6 – Total Monthly Domain Name Transaction Trend by Category (millions)

	Total	Write	%	Query	%	Check	%
Apr-02	1,685.5	562.0	33.3%	33.3	2.0%	1,090.3	64.7%
May-02	5,154.4	1,795.3	34.8%	37.1	0.7%	3,322.0	64.4%
Jun-02	3,236.2	1,211.0	37.4%	23.7	0.7%	2,001.5	61.8%
Jul-02	2,680.9	1,805.2	67.3%	26.6	1.0%	849.1	31.7%

	Total	Write	%	Query	%	Check	%
Aug-02	1,661.1	1,225.4	73.8%	34.5	2.1%	401.1	24.2%
Sep-02	3,044.4	2,533.8	83.2%	32.4	1.1%	478.2	15.7%
Oct-02	4,718.9	4,070.5	86.3%	31.8	0.7%	616.6	13.1%
Nov-02	4,953.5	4,324.4	87.3%	35.6	0.7%	593.5	12.0%
Dec-02	5,184.0	4,614.3	89.0%	37.3	0.7%	532.4	10.3%
Jan-03	5,238.7	4,687.7	89.5%	45.8	0.9%	505.2	9.6%
Feb-03	4,430.2	4,079.9	92.1%	40.5	0.9%	309.8	7.0%
Mar-03	4,034.1	3,481.7	86.3%	40.6	1.0%	511.8	12.7%
Apr-03	2,291.7	1,755.5	76.6%	46.8	2.0%	489.5	21.4%
May-03	1,921.6	1,436.1	74.7%	45.6	2.4%	439.9	22.9%
Jun-03	2,273.2	1,794.7	79.0%	49.7	2.2%	428.8	18.9%

Table 7 – Total Monthly Name Server Transactions by Category (millions)

	Total	Write	%	Query	%	Check	%
Apr-02	24.4	0.2	0.8%	13.2	54.0%	11.0	45.2%
May-02	22.7	0.2	0.9%	12.8	56.4%	9.7	42.7%
Jun-02	19.4	0.2	1.2%	11.6	59.6%	7.6	39.2%
Jul-02	20.9	0.3	1.6%	11.9	57.2%	8.6	41.2%
Aug-02	19.1	0.2	1.1%	11.4	59.7%	7.5	39.2%
Sep-02	18.4	0.1	0.7%	11.4	61.8%	6.9	37.4%
Oct-02	20.5	0.2	0.8%	12.0	58.9%	8.3	40.4%
Nov-02	20.8	0.2	0.8%	13.5	65.0%	7.1	34.2%
Dec-02	18.5	0.2	0.9%	12.0	65.0%	6.3	34.0%
Jan-03	26.0	0.2	0.9%	13.9	53.5%	11.8	45.6%
Feb-03	23.6	0.3	1.3%	13.1	55.7%	10.1	43.0%
Mar-03	25.8	0.4	1.5%	13.6	52.7%	11.8	45.8%
Apr-03	23.1	0.4	1.8%	9.8	42.7%	12.8	55.5%
May-03	15.9	0.3	2.1%	4.1	25.7%	11.5	72.2%
Jun-03	16.0	0.3	2.1%	4.1	25.7%	11.5	72.2%

10. Total Number of Transactions by Subcategory by Month

Table 8 shows the number of domain name ‘write’ transactions in subcategories as described in Subsections 9.1. Table 9 shows the number of name server “write” transactions by subcategory.

Table 8 – Total Monthly Domain Name Write Transactions by Subcategory (millions)

	Total	Add	Delete	Modify	Renew	Trans
Apr-02	562.0	550.7	3.1	7.0	0.6	0.6

	Total	Add	Delete	Modify	Renew	Trans
May-02	1,795.3	1,783.8	2.2	7.8	0.6	0.9
Jun-02	1,211.0	1,202.9	1.4	5.5	0.5	0.6
Jul-02	1,805.2	1,797.3	1.1	5.5	0.5	0.8
Aug-02	1,225.4	1,213.1	1.2	9.7	0.5	0.9
Sep-02	2,533.8	2,526.1	0.9	5.2	0.6	1.0
Oct-02	4,070.5	4,060.1	1.0	7.6	0.5	1.3
Nov-02	4,324.4	4,312.4	0.9	9.4	0.6	1.2
Dec-02	4,614.3	4,606.9	0.9	5.2	0.7	0.7
Jan-03	4,687.7	4,678.5	0.9	6.5	0.9	1.1
Feb-03	4,079.9	4,070.2	0.7	7.2	0.7	1.0
Mar-03	3,481.7	3,471.3	0.9	7.6	0.8	1.0
Apr-03	1,755.5	1,745.7	1.4	6.7	0.8	0.9
May-03	1,436.1	1,426.6	1.1	6.6	0.8	0.0
Jun-03	1,794.7	1,784.7	0.9	7.3	0.7	1.0

Table 9 – Total Monthly Name Server Write Transactions by Subcategory (millions)

	Total	Add	Delete	Modify
Apr-02	0.18	0.14	0.02	0.03
May-02	0.21	0.15	0.03	0.03
Jun-02	0.23	0.11	0.08	0.03
Jul-02	0.34	0.08	0.21	0.04
Aug-02	0.20	0.08	0.05	0.07
Sep-02	0.14	0.08	0.03	0.03
Oct-02	0.15	0.09	0.03	0.03
Nov-02	0.17	0.11	0.03	0.03
Dec-02	0.17	0.11	0.03	0.03
Jan-03	0.22	0.16	0.03	0.03
Feb-03	0.32	0.26	0.02	0.04
Mar-03	0.40	0.34	0.03	0.03
Apr-03	0.42	0.35	0.03	0.03
May-03	0.33	0.27	0.03	0.03
Jun-03	0.33	0.27	0.03	0.03

11. Average Daily Transaction Range (In Millions)

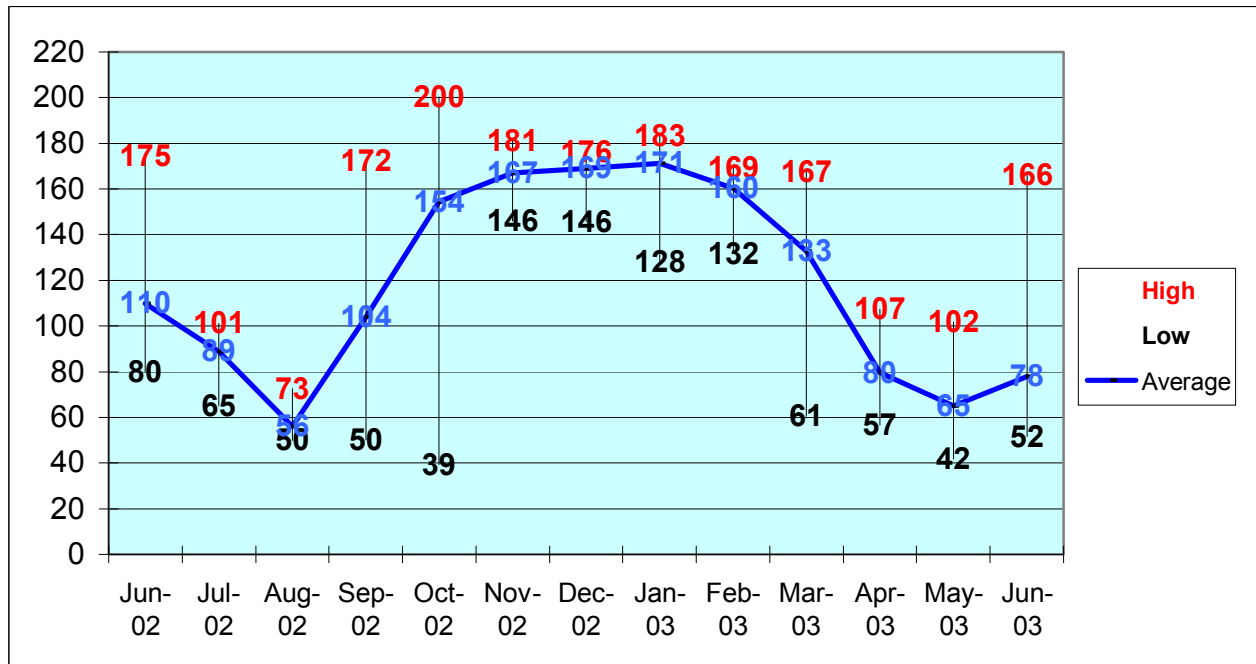


Figure 1 – Average Daily Transaction Range

12. TLD Geographical Registrations Distribution

The VeriSign Registry does not have registrant contact information.

13. Other Information

The following information is not required in the ICANN/VeriSign Registry Agreements but is provided as a continuation of data that was provided in monthly reports prior to the effective dates of the current agreements.

Table 10 shows the trend of total monthly transactions (domain names and name servers) for the .com and .net and TLDs.

Table 10 – Total Monthly Transactions by Category (In Millions)

	Total	Write	%	Query	%	Check	%
Apr-02	1,709.9	562.2	32.9%	46.4	2.7%	1,101.3	64.4%
May-02	5,177.0	1,795.5	34.7%	49.9	1.0%	3,331.7	64.4%
Jun-02	3,255.6	1,211.3	37.2%	35.3	1.1%	2,009.1	61.7%
Jul-02	2,701.7	1,805.5	66.8%	38.5	1.4%	857.7	31.7%
Aug-02	1,680.1	1,225.6	72.9%	45.9	2.7%	408.6	24.3%
Sep-02	3,062.7	2,533.9	82.7%	43.8	1.4%	485.1	15.8%

	Total	Write	%	Query	%	Check	%
Oct-02	4,739.3	4,070.7	85.9%	43.8	0.9%	624.9	13.2%
Nov-02	4,974.3	4,324.6	86.9%	49.1	1.0%	600.6	12.1%
Dec-02	5,202.5	4,614.5	88.7%	49.3	0.9%	538.7	10.4%
Jan-03	5,264.7	4,688.0	89.0%	59.7	1.1%	517.0	9.8%
Feb-03	4,453.8	4,080.2	91.6%	53.7	1.2%	319.9	7.2%
Mar-03	4,059.9	3,482.1	85.8%	54.2	1.3%	523.6	12.9%
Apr-03	2,314.8	1,755.9	75.9%	56.6	2.4%	502.3	21.7%
May-03	1,937.5	1,436.4	74.1%	49.7	2.6%	451.5	23.3%
Jun-03	2,289.2	1,795.1	78.4%	53.8	2.3%	440.3	19.2%

Figure 2 displays the monthly growth trend in total Registry transactions (domain names and name servers) in millions for the .com and .net TLDs.

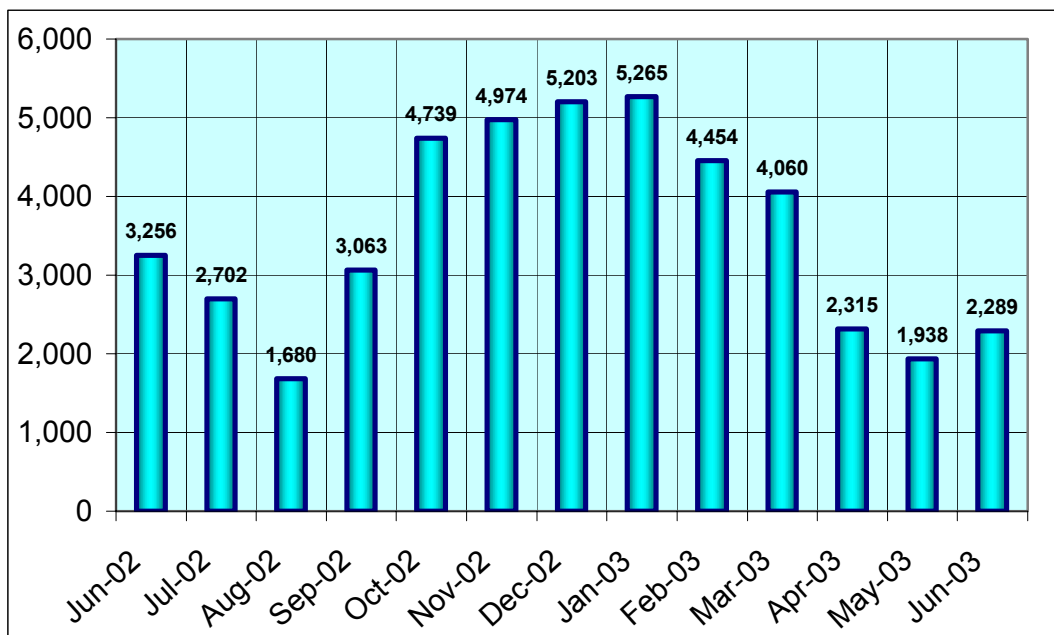


Figure 2 – Total Transactions by Month (In millions)

Figure 3 shows the percent of second-level domain names registered in each of the .com and .net gTLDs as of the end of the current reporting month.

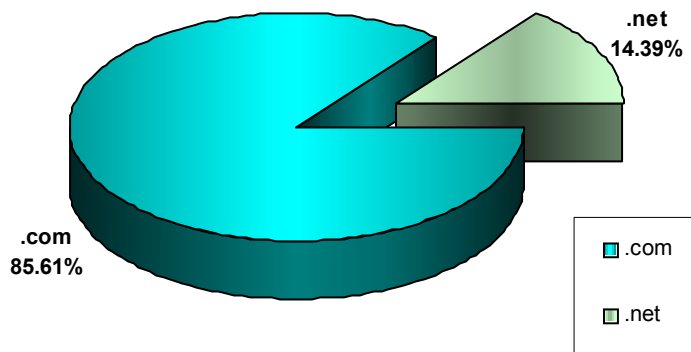


Figure 3 – TLD Registrations Distribution June 30, 2003

**Total Registrations in the VeriSign Registry Database and Name Server Count as of
June 30, 2003**

REGISTRAR	COM	NET	Total Domain Names	Name Servers
007Names, Inc.	1,996	270	2,266	78
1 Accredited Registrar	1,371	274	1,645	2
1 Domain Names International, Inc. d/b/a	3,640	579	4,219	119
1 eNameCo.	14,613	2,943	17,556	606
123 Easy Domain Names dba Signature Doma	14,139	5,292	19,431	406
123 Registration, Inc.	4,569	875	5,444	131
1stDomain.net, division of G+D Internati	8,793	1,993	10,786	1,288
A Technology Company, Inc. d/b/a namesys	4,319	788	5,107	151
AAAQ.COM, Inc.	7,874	1,224	9,098	40
Abacus America, Inc. dba Names4Ever	127,913	20,939	148,852	4,560
ABR Products, Inc. dba Nitin Networks	259	24	283	2
Active ISP ASA	58,246	11,007	69,253	279
Address Creation	9,731	1,188	10,919	411
Alices Registry, Inc.	793	139	932	13
All West Communications, Inc. d/b/a AW R	23,507	3,956	27,463	1,601
Alldomains.com Inc.	96,567	13,286	109,853	3,072
AllGlobalNames S.A.	1,034	330	1,364	63
America Online, Inc. dba AOL and/or Comp	4,682	1,576	6,258	77
Arsys Internet, S.L. d/b/a NICLINE.COM	35,885	5,009	40,894	100
Ascio Technologies, Inc.	97,659	24,445	122,104	1,133
AtCom Technology LLC	5,429	1,010	6,439	245
BB Online UK Ltd	11,420	2,114	13,534	295
Best Registration Services, Inc	11		11	0
Bizcn.com, Inc.	10,967	2,615	13,582	86
Blueberry Hill Comm., Inc. dba 4Domains.	12,173	1,440	13,613	260
BookMyName SAS	18,693	3,322	22,015	243
BulkRegister, LLC.	1,017,827	150,628	1,168,455	31,545
Capital Networks Pty LTD	41,550	5,709	47,259	2,283
CAT, Inc. d/b/a Namezero.com	1,420	168	1,588	1
Catalog.com, Inc.	30,272	3,806	34,078	297
CommuniGal Communications Ltd	7,278	803	8,081	74
Computer Services Langenbach GmbH dba jo	361,491	81,879	443,370	11,616
ComputerDataNetworks dba shop4domain/net	3,908	245	4,153	34
CORE Internet Council of Registrars	332,422	78,401	410,823	12,475
Corporate Domains, Inc.	2,912	979	3,891	112
Cronon AG Berlin, Niederlassung Regensbu	49,127	17,548	66,675	1,787
Cyidentity, Inc. d/b/a Cypack.com-Core	267	101	368	10
Deutsche Telekom AG	16,027	4,285	20,312	300
Direct Information Pvt. Ltd., dba Direct	48,582	6,596	55,178	3,344
Dodora Unified Communications, Inc.	2,050	295	2,345	66
Domain Bank, Inc.	143,908	21,515	165,423	2,923
Domain Monkeys, LLC	24	3	27	0
Domain Registration Services	27,843	4,100	31,943	1,899
Domain The Net Technologies Ltd.	428	45	473	16

**Total Registrations in the VeriSign Registry Database and Name Server Count as of
June 30, 2003**

REGISTRAR	COM	NET	Total Domain Names	Name Servers
DomainDiscover	354,116	73,898	428,014	7,690
Domaininfo AB d/b/a domaininfo.com	22,478	5,660	28,138	3,525
DomainName, Inc.	5,130	778	5,908	20
DomainPeople, Inc.	114,463	16,772	131,235	8,207
DomainProcessor.com	767	110	877	8
DomainRegistry.com, Inc.	8,520	1,222	9,742	440
DomainZoo.com, Inc.	4,804	825	5,629	158
DomReg Ltd.	14,006	6	14,012	28
DotForce Corp. d/b/a DotForce.com	1,682	268	1,950	7
Dotster, Inc.	541,237	89,451	630,688	32,921
Eastern Communications Co., Ltd.	5,495	595	6,090	241
easyDNS Technologies, Inc.	797	111	908	14
Easyspace LTD	116,443	19,689	136,132	2,730
eMarkmonitor Inc. dba Markmonitor	13,182	3,210	16,392	351
EnCirca Inc	2,357	333	2,690	20
EnetRegistry.com Corporation	356	62	418	37
eNom, Inc.	1,610,978	234,227	1,845,205	60,973
EPAG Enter-Price Multimedia AG	47,481	20,891	68,372	416
Fabulous.com Pty Ltd.	130,851	2,342	133,193	219
Firstserver, Inc.	14	6	20	12
Future Media Network K.K.	172	35	207	3
Gabia, Inc.	109,499	31,142	140,641	13,735
GANDI	274,137	66,465	340,602	21,075
GKG.Net, Inc.	86,765	15,867	102,632	4,795
Global Media Online, Inc	183,911	39,869	223,780	25,367
Globedom Datenkommunikations GmbH	4,627	1,334	5,961	462
Go Daddy Software, Inc.	1,753,587	284,448	2,038,035	75,682
HANGANG Systems, Inc. d/b/a doregi.com	58,628	14,820	73,448	7,991
HiChina Web Solutions (Hong Kong) Limite	2		2	0
I.D.R. Internet Domain Registry Ltd.	2,057	116	2,173	74
iHoldings.com, Inc. d/b/a Dotregistrar.c	573,014	67,667	640,681	8,939
Inamepro dba Dynadot	20	2	22	1
INAMES Corp	7,105	2,461	9,566	1,278
Innerwise, Inc. d/b/a ItsYourDomain.com	306,457	42,911	349,368	8,088
Interactive Telecom Network, Inc.	1,362	137	1,499	2
Intercosmos Media Group, Inc. d/b/a dire	682,536	91,989	774,525	27,330
Interdomain, S.A.	32,369	5,558	37,927	685
Internetters Limited	19,680	1,557	21,237	54
Key-Systems GmbH	46,693	13,383	60,076	2,123
Korea Information Certificate Authority	8,607	1,594	10,201	298
Livin' on the EDGE Co., Ltd.	20	4	24	1
Melbourne IT, Ltd. d/b/a Internet Names	1,407,055	236,607	1,643,662	21,093
Mobilcom City Line GmbH d/b/a freenet Da	196	139	335	14
Moniker Online Services, Inc.	99,467	9,491	108,958	295
Name2Host, Inc. dba name2host.com	324	59	383	0
NAMEBAY	42,348	7,856	50,204	1,694
NameEngine, Inc.	7,032	1,761	8,793	154

**Total Registrations in the VeriSign Registry Database and Name Server Count as of
June 30, 2003**

REGISTRAR	COM	NET	Total Domain Names	Name Servers
NameScout Corp	36,299	5,831	42,130	1,273
NamesDirect.Com, Inc.	113,065	20,628	133,693	3,720
NameSecure.com	107,472	17,464	124,936	1,524
Netbenefit PLC aka NetNames	37,905	9,665	47,570	243
Neteka, Inc. dba namesbeyond.com	4,939	672	5,611	109
Netpia.com, Inc.	49,927	13,250	63,177	4,477
Network Solutions, Inc.	6,111,770	971,509	7,083,279	353,888
Nominalia Internet S.L.	8,225	1,392	9,617	403
NORDNET	74,976	5,344	80,320	233
Omnis Network, LLC	14,392	1,986	16,378	789
OnlineNIC, Inc.	444,950	66,334	511,284	9,952
OVH	31,091	7,637	38,728	1,837
pairNIC	27,827	4,144	31,971	1,005
Parava Networks Inc dba RegistrataYa.com	40,620	5,997	46,617	1,385
Primus Telco Pty Ltd dba PrimusDomain/PI	29,704	5,392	35,096	2,523
PSI-Japan, Inc.	25,407	4,770	30,177	4,733
PSI-USA, Inc.	12,832	5,333	18,165	241
R&K GlobalBusinessServices,Inc. dba 000D	44,059	5,694	49,753	1,599
R. Lee Chambers Company LLC	772	101	873	5
Register.com (2)	422	57	479	8
register.com, Inc.	2,232,966	367,039	2,600,005	110,392
Register.it SPA	23,731	5,189	28,920	251
Registration Technologies, Inc.	21,358	7,028	28,386	98
SafeNames Ltd	2,702	456	3,158	40
Schlund+Partner AG	473,212	160,309	633,521	3,193
Secura GmbH	3,905	1,306	5,211	168
Sitename.com LLC	1,190	242	1,432	0
Spot Domain LLC dba Domainsite.com	14,800	2,788	17,588	281
Stargate.com, Inc.	143,523	24,965	168,488	6,886
Terminated Registrar	14		14	0
The Name It Corporation dba aitdomains.c	78,802	11,447	90,249	3,345
The Registry at Info Avenue d/b/a IA Reg	116,591	7,135	123,726	434
TLDs, Inc. dba SRSplus	69,771	13,673	83,444	2,796
Today and Tomorrow Co. Ltd.	19,465	5,649	25,114	1,251
TotalRegistrations	40,705	8,186	48,891	1,713
Transpac	23,134	3,157	26,291	527
Tucows, Inc.	2,597,617	435,764	3,033,381	98,479
Universal Registration Services, Inc.	10,137	1,854	11,991	22
Verisign Global Registry Services	10	10	20	10
Virtual Internet Plc.	1,522	296	1,818	12
Web Commerce Communications Limited dba	6,423	1,065	7,488	398
Wild West Domains, Inc.	195,335	28,924	224,259	6,580
Wooho T&C Co., Ltd. d/b/a rgnames.com	10,865	2,427	13,292	443
Xin Net Corp.	167,693	25,371	193,064	11,901
YesNIC Co. Ltd.	166,743	44,643	211,386	24,848
TOTALS	25,005,314	4,203,595	29,208,909	1,087,308