



# **Registry Operator's MONTHLY REPORT**

**June 2001**

**Prepared: July 20, 2001**

**VeriSign Global Registry Services  
21345 Ridgetop Circle  
Dulles, VA 20166-6503**

## VeriSign Registry Monthly Report –June 2001

As required by the ICANN/VeriSign Registry Agreements (Section 8 for .com; Section 3.15 for .net and .org), this report provides an overview of VeriSign Registry activity through the end of the reporting month. The information is primarily presented in table and chart format with text explanations as deemed necessary. The information is provided in the order as listed in *Appendix T* of the Registry Agreements. Pursuant to the agreements, "...items 5 - 12 shall be kept confidential by ICANN until three months after the end of the month to which the report relates."

Information is organized as follows:

1.	Accredited Registrar Status.....	3
	Table 1 – Accredited Registrar Status –June 30, 2001 .....	3
2.	Service Level Agreement Performance .....	3
	Table 2 – Service Level Agreement Performance –June 2001 .....	3
3.	TLD Zone File Access Activity.....	4
	Table 3 – gTLD Zone File Access Activity June, 2001 .....	4
4.	Completed SRS Software Releases .....	4
	Table 4 – Completed Shared Registration System Releases .....	4
5.	Domain Names Under Sponsorship – Per Registrar.....	5
6.	Name Servers Registered – Per Registrar .....	5
7.	Domain Names Registered by Registry Operator.....	5
8.	Whois Service Activity.....	5
	Table 5 – Total Monthly “Whois” Queries.....	5
9.	Monthly Growth Trends .....	5
	Table 6 – Total Monthly Domain Name Transaction Trend by Category (In Millions) ...	6
	Table 7 –Total Monthly Name Server Transactions by Category (In Millions).....	6
10.	Total Number of Transactions by Subcategory by Month.....	6
	Table 8 – Total Monthly Domain Name Write Transactions by Subcategory .....	6
	(In Millions).....	6
	Table 9 – Total Monthly Name Server Write Transactions by Subcategory.....	6
	(In Millions).....	6
11.	Average Daily Transaction Range (In Millions) .....	7
	Figure 1 – Average Daily Transaction Range.....	7
12.	TLD Geographical Registrations Distribution.....	7
13.	Other Information .....	7
	Table 10 – Total Monthly Transactions by Category (In Millions).....	8
	Figure 2 – Total Transactions by Month.....	8
	Figure 3 – TLD Registrations Distribution –June 30, 2001.....	9
	Table 11 – gTLD Server Status –June 30, 2001 .....	9

## VeriSign Registry Monthly Report –June 2001

### 1. Accredited Registrar Status

**Table 1** displays the current number and status of the ICANN accredited registrars. The registrars are grouped into three categories:

1. **Operational Registrars:** Those who have authorized access into the Shared Registration System (SRS) for processing domain name registrations.
2. **Registrars In The Ramp-Up Period:** Those who have received a password to access the Registry operational test and evaluation (OT&E) environment. The OT&E environment is provided to allow registrars to develop and test their systems with the SRS.
3. **Registrars In The Pre-Ramp-Up Period:** Those who have been sent a welcome letter from the VeriSign Registry but have not yet executed the Registry Confidentiality Agreement and/or have not yet submitted a completed Registrar Information Sheet. In most cases registrars are sent welcome letters via overnight express mail on the same day accreditation notification is received from ICANN.

**Table 1 – Accredited Registrar Status –June 30, 2001**

Status	# of Registrars
Operational Registrars	86
Registrars In Ramp-Up Period	46
Registrars In Pre-Ramp-Up Period	27
<b>Total</b>	<b>159</b>

### 2. Service Level Agreement Performance

**Table 2** compares Service Level Agreement (SLA) Requirements with Actual Performance for the reporting month. As required by the ICANN/VeriSign Registry Agreements (Section 21 for .com; Section 3.3 for .net and .org), the VeriSign Registry is committed to provide service levels as specified in Appendix D of the agreements and to comply with the requirements of the SLA in Appendix E of the agreements. The SLA is incorporated into the VeriSign Registry Registrar Agreement that is executed with all operational registrars.

**Note:** *The SLA permits two 12-hour windows per year to perform major upgrades.*

**Table 2 – Service Level Agreement Performance –June 2001**

Metric	SLA Requirement	Actual Performance
Total outage	8 hours	<b>3 hours 51 minutes</b>
Unplanned outage	4 hours	<b>0 hours 0 minutes</b>
Check domain average	3 seconds	<b>.09 seconds</b>
Add domain average	5 seconds	<b>.20 seconds</b>

## VeriSign Registry Monthly Report –June 2001

### 3. TLD Zone File Access Activity

**Table 3** summarizes the zone file access activity for the current reporting month. As required by the ICANN/VeriSign Registry Agreements (Section 21 for .com; Section 3.9 for .net and .org), the VeriSign Registry provides third parties bulk access to the zone files for the .com, .net, and .org TLDs.

**Table 3 – gTLD Zone File Access Activity June, 2001**

Zone file access passwords previous month –5/01	880
New zone file access passwords	128
Total zone file access approvals end of reporting month –6/01	<b>1008</b>

### 4. Completed SRS Software Releases

As required by the ICANN/VeriSign Registry Agreements (Section 21 for .com; Section 3.9 for .net and .org), **Table 4** shows significant releases that have occurred since January 2001. The VeriSign Registry Shared Registration System (SRS) is continually being improved to better meet the needs of accredited registrars.

**Table 4 – Completed Shared Registration System Releases**

Release Name	Features	Target Date	Complete Date
Multilingual	Start of resolution stage, phase 1.	Dec 00	15 Jan 01
Fairfax 1	Improvements in data integrity and serviceability	Mid February	24 Feb 01
Multilingual	Addition of code points to support European languages	26 Feb 01	26 Feb 01
Multilingual	Start of resolution phase 2	Mid March	19 April 01
Multilingual	Addition of code points to support Southeast Asian and Indian languages	Late March	19 April 01
Fairfax 2	Availability of component applications	Late March	May 01
Multilingual	Addition of code points to support Middle Eastern languages	Apr 01	19 April 01
Caribbean	Multilingual Resolution 3.3, ACE in the Zone Files	May 22	Development Completed 5-19-01. Launch TBD.
Nile	User feature improvements including universal blocking required by the new agreements.	TBD Q3 01	
Escrow	Data escrow enhancements	TBD Q3 01	

## 5. Domain Names Under Sponsorship – Per Registrar

This data will be provided under separate cover.

## 6. Name Servers Registered – Per Registrar

This data will be provided under separate cover.

## 7. Domain Names Registered by Registry Operator

There are currently no names registered by VeriSign GRS, other than on a request submitted by a registrar.

## 8. Whois Service Activity

Table 5 – Total Monthly “Whois” Queries (millions)

	TT	Peak	Avg
Jun-01	645.34	30.8	23.1

## 9. Monthly Growth Trends

There are three main categories of monthly transactions executed by registrars via the Registry Registrar Protocol (RRP) with the Shared Registration System (SRS):

1. **Query** – This category includes the following transactions: query a domain and query a server.
2. **Write** – This category includes the following transactions: adding a new domain, deleting a domain, modifying a domain name record, renewing a domain, transferring a domain, adding a server, deleting a server and modifying a server record.
3. **Check** – This category includes the following transactions: check a domain and check a server.

Table 6 shows the number of domain name transactions for each of these categories.

Table 7 shows the number of name server transactions for each of these categories.

## VeriSign Registry Monthly Report –June 2001

**Table 6 – Total Monthly Domain Name Transaction Trend by Category (In Millions)**

	<b>Total</b>	<b>Query</b>	<b>%</b>	<b>Write</b>	<b>%</b>	<b>Check</b>	<b>%</b>
<b>May-01</b>	808.4	34.4	4.3%	6.9	0.9%	767.1	94.9%
<b>Jun-01</b>	1,153.6	27.5	2.4%	9.0	0.8%	1117.1	96.8%

**Table 7 –Total Monthly Name Server Transactions by Category (In Millions)**

	<b>Total</b>	<b>Query</b>	<b>%</b>	<b>Write</b>	<b>%</b>	<b>Check</b>	<b>%</b>
<b>May-01</b>	6.1	0.9	15.4%	0.1	0.9%	5.1	83.7%
<b>Jun-01</b>	7.7	1.3	16.9%	0.1	1.3%	6.3	81.8%

### 10. Total Number of Transactions by Subcategory by Month

**Table 8** shows the number of domain name ‘write’ transactions. **Table 9** shows the number of name server ‘write’ transactions.

**Table 8 – Total Monthly Domain Name Write Transactions by Subcategory (In Millions)**

	<b>Total</b>	<b>Add</b>	<b>Delete</b>	<b>Modify</b>	<b>Check</b>	<b>Renew</b>	<b>Auto Re</b>	<b>Transfer</b>	<b>Query</b>
<b>May-01</b>	808.4	1.02	0.6	3.2	767.1	0.4	1.2	0.4	34.4
<b>Jun-01</b>	1,153.6	1.1	1.1	4.3	1117.1	0.7	1.2	0.7	27.5

**Table 9 – Total Monthly Name Server Write Transactions by Subcategory (In Millions)**

	<b>Total</b>	<b>Add</b>	<b>Delete</b>	<b>Modify</b>	<b>Check</b>	<b>Query</b>
<b>May-01</b>	6.05	0.03	0.00	0.02	5.10	0.90
<b>Jun-01</b>	7.67	0.03	0.00	0.02	6.30	1.33

### 11. Average Daily Transaction Range (In Millions)

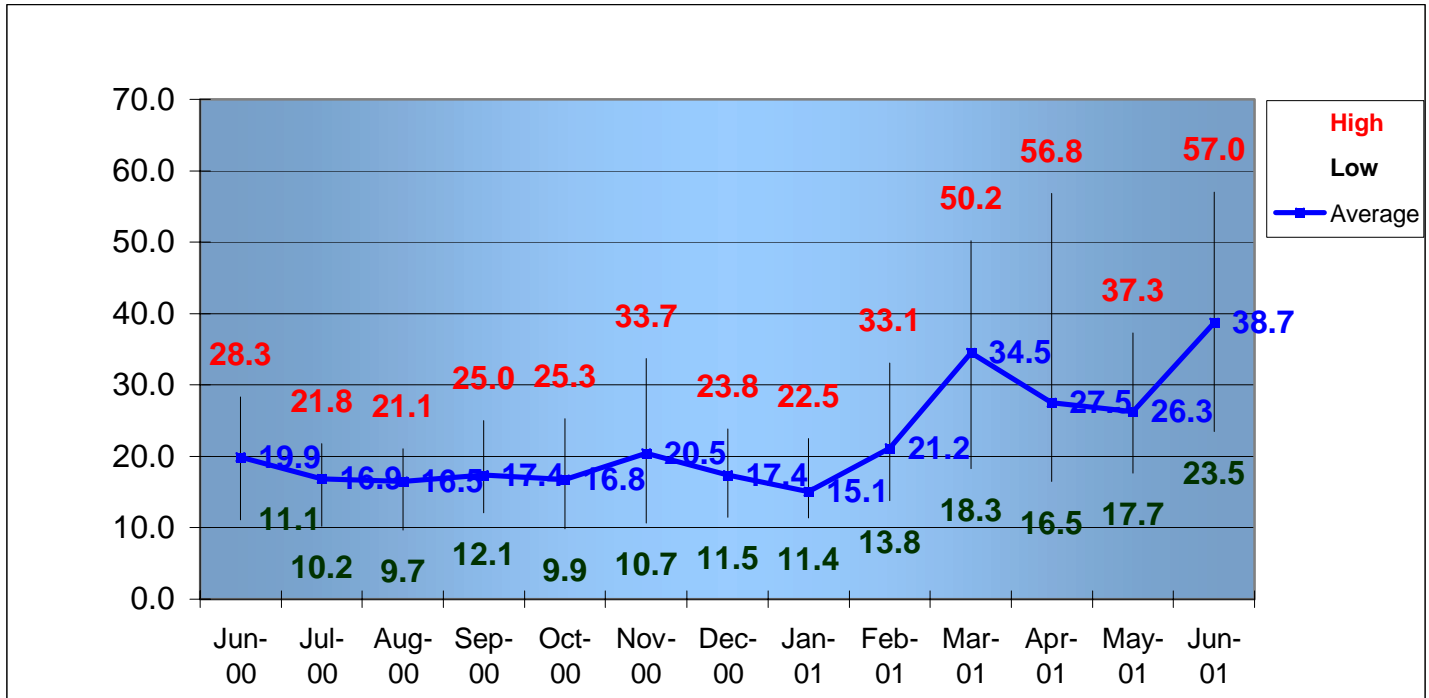


Figure 1 – Average Daily Transaction Range

### 12. TLD Geographical Registrations Distribution

The VeriSign Registry does not have registrant contact information.

### 13. Other Information

The following information is not required in the ICANN/VeriSign Registry Agreements but is provided as a continuation of data that was provided in monthly reports prior to the effective dates of the current agreements.

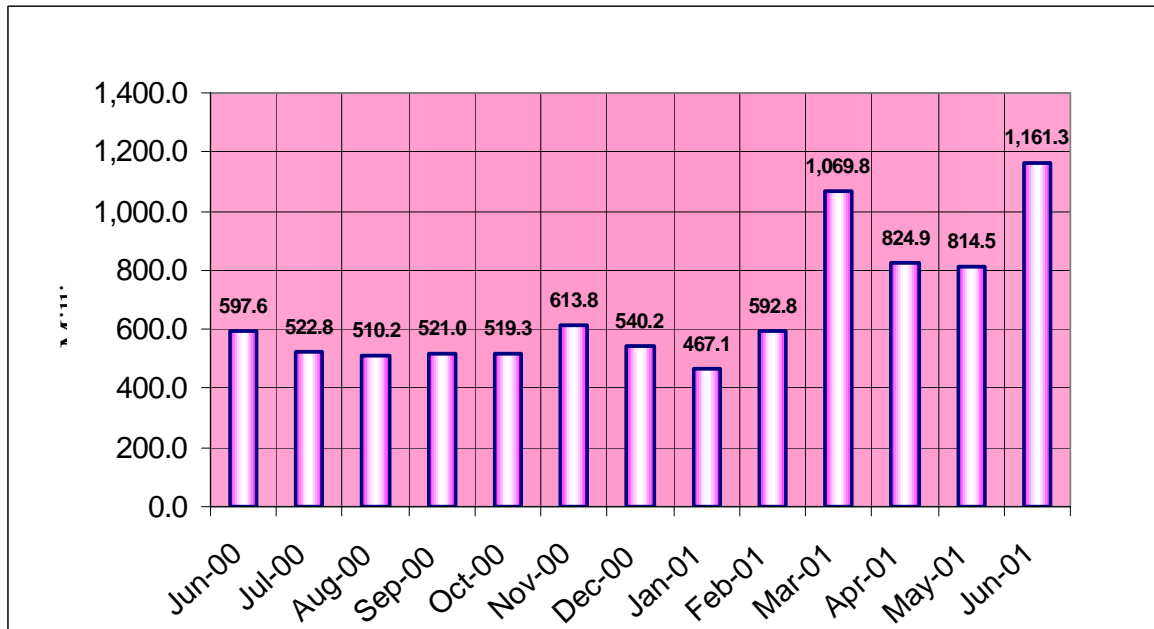
**Table 10** shows the trend of total monthly transactions (domain names and name servers) for the .com, .net and .org TLDs.

## VeriSign Registry Monthly Report –June 2001

**Table 10 – Total Monthly Transactions by Category (In Millions)**

	Total	Query	%	Write	%	Check	%
Jan-00	120.2	2.6	2.2%	3.9	3.2%	113.7	94.6%
Feb-00	159.8	1.6	1.0%	6.6	4.1%	151.6	94.9%
Mar-00	230.4	4.3	1.9%	4.7	2.0%	221.4	96.1%
Apr-00	422.9	5.4	1.3%	4.1	1.0%	413.4	97.8%
May-00	627.4	6.3	1.0%	4.2	0.7%	616.9	98.3%
Jun-00	597.6	6.3	1.1%	4.1	0.7%	587.2	98.3%
Jul-00	522.8	9.9	1.9%	3.5	0.7%	509.4	97.4%
Aug-00	510.2	12.5	2.5%	4.3	0.8%	493.4	96.7%
Sep-00	521.0	13.6	2.6%	5.4	1.0%	502.0	96.4%
Oct-00	519.3	21.4	4.1%	5.4	1.0%	492.5	94.8%
Nov-00	613.8	17.0	2.8%	4.9	0.8%	591.9	96.4%
Dec-00	540.2	17.0	3.1%	4.6	0.9%	518.6	96.0%
Jan-01	467.1	19.3	4.1%	4.7	1.0%	443.1	94.9%
Feb-01	592.8	22.0	3.7%	5.1	0.9%	565.7	95.4%
Mar-01	1,069.8	33.5	3.1%	7.1	0.7%	1029.2	96.2%
Apr-01	824.9	25.2	3.1%	6.5	0.8%	793.2	96.2%
May-01	814.5	35.3	4.3%	7.0	0.9%	772.2	94.8%
Jun-01	1,161.3	28.8	2.5%	9.1	0.0%	1123.4	96.7%

**Figure 2** displays the monthly growth trend in total Registry transactions (domain names and name servers) for the .com, .net and .org TLDs.

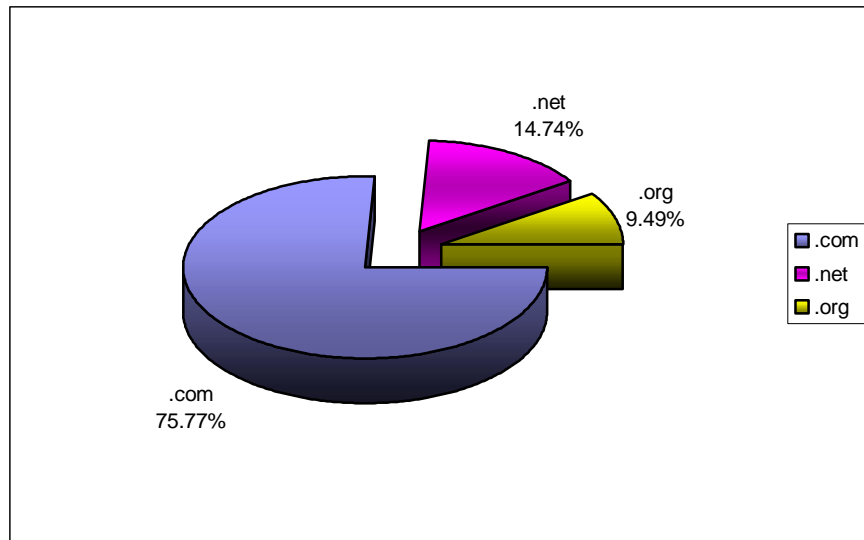


**Figure 2 – Total Transactions by Month**



## VeriSign Registry Monthly Report –June 2001

**Figure 3** shows the percent of second-level domain names registered in each of the .com, .net and .org gTLDs as of the end of the current reporting month.



**Figure 3 – TLD Registrations Distribution –June 30, 2001**

The VeriSign Registry is responsible for operating and maintaining the Domain Name System (DNS) generic top-level domain (gTLD) name servers that support the .com, .net, and .org domains. **Table 11** lists all current and planned gTLD servers in the .com, .net and .org constellation.

**Table 11 – gTLD Server Status –June 30, 2001**

gTLD Server	Status	Location
a.gtld-servers.net	Completed	Herndon, VA USA
b.gtld-servers.net	Completed	Mt. View, CA USA
c.gtld-servers.net	Completed	Dulles, VA USA
d.gtld-servers.net	Completed	Herndon, VA
e.gtld-servers.net	Completed	Los Angeles, CA USA
f.gtld-servers.net	Completed	Seattle, WA USA
g.gtld-servers.net	Completed	Mt. View, CA
h.gtld-servers.net	Completed	Amsterdam, NL
i.gtld-servers.net	Completed	Stockholm, SE
j.gtld-servers.net	Completed	Tokyo, JP
k.gtld-servers.net	Completed	London, UK
l.gtld-servers.net	Completed	Atlanta, GA USA
m.gtld-servers.net	Completed	Hong Kong, CN



The following information is provided as required by the ICANN/VeriSign Registry Agreements (.com, Section 8; .net and .org, Section 3.15; and requirements 5 and 6 in Appendix T for all three agreements). As stated in Appendix T, the following informatio

**Total Registrations in the VeriSign Registry Database as of June 30, 2001 and Name Server Count as of June 30 ,2001**

<b>REGISTRAR</b>	<b>Domains Names</b>	<b>Name Servers</b>
1 eNameCo.	15,221	246
123 Registration, Inc.	529	14
1stDomain.net, division of G+D International LLC	10,668	667
A Technology Company, Inc.	180	14
Abacus America, Inc. dba Names4Ever	116,608	3,257
ABC Telemedia AG	15,709	265
Active ISP ASA	29,471	43
Address Creation	442	16
All West Communications, Inc. d/b/a AW Registry	50,449	1,089
Alldomains.com Inc.	55,268	536
America Online, Inc. dba AOL and/or CompuServe-AOL	3,390	62
BB Online UK Ltd	4,204	76
BulkRegister.com, Inc.	1,824,680	14,275
Capital Networks Pty LTD	10,349	313
Catalog.com, Inc.	14,138	38
Computer Services Langenbach GmbH dba joker.com	201,917	2,220
ComputerDataNetworks dba shop4domain/netonedomains	658	28
CORE Internet Council of Registrars	924,118	13,007
Corporate Domains, Inc.	184	10
d/b/a directNIC.com Intercosmos Media Group, Inc.	101,701	805
Dada Spa	7,099	8
Domain Bank, Inc.	231,018	1,847
Domain Registration Services	49,799	979
Domaininfo AB d/b/a domaininfo.com	27,739	1,349
DomainPeople, Inc.	133,722	2,390
DomainRegistry.com, Inc.	12,511	218
Domainsite.com, Inc.	9,161	56
DomainZoo.com, Inc.	1,209	10
Dotster, Inc.	475,499	8,319
Eastern Communications Co., Ltd.	5,367	103
Easyspace LTD	249,395	1,810
EnetRegistry.com Corporation	2,327	38
eNom, Inc.	547,547	1,213
EPAG Enter-Price Multimedia AG	29,023	181
France Telecom/Transpac	15,788	255
G.K. Group, L.L.C.	53,126	981
Gabia, Inc.	96,454	2,280
GANDI	262,479	7,419
Go Daddy Software, Inc.	185,689	2,746
HANGANG Systems, Inc. d/b/a doregi.com	106,269	6,819
iHoldings.com, Inc. d/b/a Dotregistrar.com	286,550	1,641
I.D.R. Internet Domain Registry Ltd.	37	-
Innerwise, Inc. d/b/a ItsYourDomain.com	174,822	1,527
InterAccess Co.	1,684	27

The following information is provided as required by the ICANN/VeriSign Registry Agreements (.com, Section 8; .net and .org, Section 3.15; and requirements 5 and 6 in **Appendix T** for all three agreements). As stated in Appendix T, the following informatio

**Total Registrations in the VeriSign Registry Database as of June 30, 2001 and  
Name Server Count as of June 30, 2001**

<b>REGISTRAR</b>	<b>Domains Names</b>	<b>Name Servers</b>
Interactive Telecom Network, Inc.	1,354	4
Interdomain, S.A.	8,745	134
Internet Domain Registrars	762,650	4,289
InterQ, Inc.	185,315	9,606
Key-Systems GmbH	1,730	110
Melbourne IT, Ltd. d/b/a Internet Names Worldwide	1,280,558	7,523
Mr.DomReg.com Inc.	1,890	36
NAMEBAY	6,874	60
NameEngine, Inc.	4,470	61
NamesDirect.Com, LTD	50,731	450
NameSecure.com	253,413	532
Netbenefit PLC aka NetNames	3,970	1
Netpia.com, Inc.	135,730	1,807
Network Solutions, Inc.	15,291,459	395,009
Nominalia Internet, S.L.	2,156	308
NORDNET	16,848	52
Omnis Network, LLC	4,013	16
OnlineNIC, Inc. d/b/a China-channel.com	142,992	2,155
Parava Networks, Inc.	17,392	196
pAsia, Inc.	3,913	187
Primus Telco Pty Ltd dba PrimusDomain/PlanetDomain	1,167	73
PSI-Japan, Inc.	29,316	3,428
register.com, Inc.	3,645,412	44,458
Research Institute for Computer Science, Inc.	198	31
Schlund+Partner AG	340,003	145
Secura GmbH	3,885	77
Signature Domains, Inc.	45,592	247
Speednames, Inc.	40,485	83
Stargate Communications, Inc.	71,710	700
Talk.com	10	2
The Name It Corporation dba aitdomains.com	91,515	1,307
The Registry at Info Avenue d/b/a IA Registry	23,598	71
TierraNet, Inc.	235,049	2,654
TotalRegistrations	8,268	114
Tucows, Inc.	2,729,016	42,566
Virtual Internet UK Ltd.	311	1
Web Express, Inc.	896	12
World-Net	4,860	18
Xin Net Corp.	77,147	1,170
YesNIC Co. Ltd.	149,463	7,247
<b>TOTALS</b>	<b>32,018,302</b>	<b>606,137</b>