



Registry Operator's MONTHLY REPORT

January 2004

Prepared: February 17, 2004

**VeriSign Naming and Directory Services
21345 Ridgetop Circle
Dulles, VA 20166-6503**

As required by the ICANN/VeriSign Registry Agreements (Section 8 for .com; Section 3.15 for .net), this report provides an overview of VeriSign Registry activity through the end of the reporting month. The information is primarily presented in table and chart format with text explanations as deemed necessary. The information is provided in the order as listed in *Appendix T* of the Registry Agreements. Pursuant to the agreements, "...items 5 - 12 shall be kept confidential by ICANN until three months after the end of the month to which the report relates."

Information is organized as follows:

1.	Accredited Registrar Status.....	3
	Table 1 – Accredited Registrar Status – January 2004.....	3
2.	Service Level Agreement Performance.....	3
	Table 2 – Service Level Agreement Performance – January 2004.....	3
3.	TLD Zone File Access Activity.....	4
	Table 3 – gTLD Zone File Access Activity – January 2004.....	4
4.	Completed SRS Software Releases.....	4
	Table 4 – Completed Shared Registration System Releases.....	4
5.	Domain Names Under Sponsorship – Per Registrar.....	4
6.	Name Servers Registered – Per Registrar.....	5
7.	Domain Names Registered by Registry Operator.....	5
8.	Whois Service Activity.....	5
	Table 5 – Total Monthly “Whois” Queries (millions).....	5
9.	Monthly Growth Trends.....	6
	Table 6 – Total Monthly Domain Name Transaction Trend by Category (millions).....	6
	Table 7 – Total Monthly Name Server Transactions by Category (millions).....	7
10.	Total Number of Transactions by Subcategory by Month.....	7
	Table 9 – Total Monthly Name Server Write Transactions by Subcategory (millions).....	8
11.	Average Daily Transaction Range (In Millions).....	8
	Figure 1 – Average Daily Transaction Range.....	8
12.	TLD Geographical Registrations Distribution.....	9
13.	Deleted Names - Per Registrar.....	9
14.	Restored Names - Per Registrar.....	9
15.	Violations of Registrar Restore Report - Per Registrar.....	9
16.	Other Information.....	9
	Table 10 – Total Monthly Transactions by Category (In Millions).....	9
	Figure 2 – Total Transactions by Month (In millions).....	10
	Figure 3 – TLD Registrations Distribution January 31, 2004.....	10

1. Accredited Registrar Status

Table 1 displays the current number and status of the ICANN accredited registrars. The registrars are grouped into three categories:

1. **Operational Registrars:** Those who have authorized access into the Shared Registration System (SRS) for processing domain name registrations.
2. **Registrars In The Ramp-Up Period:** Those who have received a password to access the Registry operational test and evaluation (OT&E) environment. The OT&E environment is provided to allow registrars to develop and test their systems with the SRS.
3. **Registrars In The Pre-Ramp-Up Period:** Those who have been sent a welcome letter from the VeriSign Registry but have not yet executed the Registry Confidentiality Agreement and/or have not yet submitted a completed Registrar Information Sheet. In most cases registrars are sent welcome letters via overnight express mail on the same day accreditation notification is received from ICANN.

Table 1 – Accredited Registrar Status – January 2004

Status	# of Registrars Current
Operational Registrars	157
Registrars In Ramp-Up Period	32
Registrars In Pre-Ramp-Up Period	20
Total	209

2. Service Level Agreement Performance

Table 2 compares Service Level Agreement (SLA) Requirements with Actual Performance for the reporting month. As required by the ICANN/VeriSign Registry Agreements (Section 21 for .com; Section 3.3 for .net), the VeriSign Registry is committed to provide service levels as specified in Appendix D of the agreements and to comply with the requirements of the SLA in Appendix E of the agreements. The SLA is incorporated into the VeriSign Registry Registrar Agreement that is executed with all operational registrars. **Note:** *The SLA permits two 12-hour windows per year to perform major upgrades.*

Table 2 – Service Level Agreement Performance – January 2004

Metric	SLA Requirement	Actual Performance
Total outage	8 hours	0 hours 00 minutes
Unplanned outage	4 hours	0 hours 00 minutes
Check domain average	3 seconds	.01 seconds
Add domain average	5 seconds	.02 seconds

3. TLD Zone File Access Activity

Table 3 summarizes the zone file access activity for the current reporting month. As required by the ICANN/VeriSign Registry Agreements (Section 21 for .com; Section 3.9 for .net), the VeriSign Registry provides third parties bulk access to the zone files for the .com and .net TLDs.

Table 3 – gTLD Zone File Access Activity – January 2004

Zone file access passwords previous month	980
New zone file access passwords	13
Total zone file access approvals end of reporting month	993

4. Completed SRS Software Releases

Table 4 shows significant releases that have occurred since January 2002, as well as other relevant information. The VeriSign Registry Shared Registration System (SRS) is continually being improved to better meet the needs of accredited registrars.

Table 4 – Completed Shared Registration System Releases

Release Name	Features	Target Date	Complete Date
Core Release 5.1	Add ability to Restore a domain; Sync expiration dates; addition of 3 new statuses – redemption period, pending restore, and pending delete; modifications to the CSR/Registrar tools and Whois.	25 Jan 2003	25 Jan 2003
Core Release 5.2	IDN TC/SC variant blocking, RGP monthly reports, .org name server registrations, miscellaneous bug fixes.	26 April 2003	26 April 2003
Core Release 5.2.1	Chinese IDN variants	17 May 2003	17 May 2003
Core Release 5.3	IDN Punycode migration, IDN language tags, prohibited Unicode points		13 Dec 2003
Core Release 5.4	Cleanup of legacy .org domain names. Only allow Punycode-encoded IDNs. New Language tables added and language tags will be required. TWNIC table is being replaced with CDNC table.	24 April 2004	

5. Domain Names Under Sponsorship – Per Registrar

This data will be provided under separate cover.

6. Name Servers Registered – Per Registrar

This data will be provided under separate cover.

7. Domain Names Registered by Registry Operator

Per the requirements of the .com registry agreement Section 24.B and the .net registry agreements Section 3.6.2, as of 30 June 2002, the following names should be in Appendix X:

THE-VERISIGN-COM-NET-REGISTRY.COM
 THE-VERISIGN-COM-NET-REGISTRY.NET
 THE-VERISIGN-REGISTRY.COM
 THE-VERISIGN-REGISTRY.NET
 THEVERISIGNREGISTRY.COM
 THEVERISIGNREGISTRY.NET
 VCNR.COM
 VCNR.NET
 VERISIGN-COM-NET-REGISTRY.COM
 VERISIGN-COM-NET-REGISTRY.NET
 VERISIGNCNR.COM
 VERISIGNCNR.NET
 VRSN-CNR.COM
 VRSN-CNR.NET
 VRSN-COM-NET-REGISTRY.COM
 VRSN-COM-NET-REGISTRY.NET
 VRSNCNR.COM
 VRSNCNR.NET
 VRSNCOMNETREGISTRY.COM
 VRSNCOMNETREGISTRY.NET

8. Whois Service Activity

Table 5 – Total Monthly “Whois” Queries (millions)

	Total Queries	Peak	Avg
Jan-03	790.2	37.1	25.5
Feb-03	732.0	38.4	26.1
Mar-03	784.4	34.7	25.3
Apr-03	786.7	31.2	26.2
May-03	1,040.7	45.6	33.6
Jun-03	1,166.9	64.3	38.9
Jul-03	1,110.5	58.1	35.8
Aug-03	886.9	44.1	28.6
Sep-03	892.4	33.9	29.7
Oct-03	1,084.5	48.1	35.0

	Total Queries	Peak	Avg
Nov-03	1,009.4	43.7	33.6
Dec-03	1,124.2	44.9	36.3
Jan-04	1,193.3	52.6	38.5

9. Monthly Growth Trends

There are six reported categories of monthly transactions executed by all registrars via the Registry Registrar Protocol (RRP) with the Shared Registration System (SRS):

1. **Write Domain** – This category includes the following transactions: adding a new domain, deleting a domain, modifying a domain name record, renewing a domain, auto-renew, transferring a domain, sync domain and restore a domain.
2. **Query Domain** – This category includes the following transactions: query a domain and query a domain transfer status.
3. **Check Domain** – This category includes the following transaction: check a domain.
4. **Write Server** – This category includes the following transactions: add name server, modify name server and delete name server.
5. **Query Server** – This category includes the following transaction: query name server.
6. **Check Server** – This category includes the following transaction: check name server.

Table 6 shows the number of domain name transactions for each of these categories.

Table 7 shows the number of name server transactions for each of these categories.

Table 6 – Total Monthly Domain Name Transaction Trend by Category (millions)

	Total	Write	%	Query	%	Check	%
Jan-03	5,238.7	4,687.7	89.5%	45.8	0.9%	505.2	9.6%
Feb-03	4,430.2	4,079.9	92.1%	40.5	0.9%	309.8	7.0%
Mar-03	4,034.1	3,481.7	86.3%	40.6	1.0%	511.8	12.7%
Apr-03	2,291.7	1,755.5	76.6%	46.8	2.0%	489.5	21.4%
May-03	1,921.6	1,436.1	74.7%	45.6	2.4%	439.9	22.9%
Jun-03	2,273.2	1,794.7	79.0%	49.7	2.2%	428.8	18.9%
Jul-03	2,601.3	2,177.6	83.7%	43.2	1.7%	380.5	14.6%
Aug-03	1,325.0	856.0	64.6%	44.4	3.3%	424.6	32.0%
Sep-03	1,343.7	933.3	69.5%	43.1	3.2%	367.2	27.3%
Oct-03	1,580.5	1,095.0	69.3%	44.7	2.8%	440.9	27.9%
Nov-03	1,570.2	1,095.1	69.7%	44.0	2.8%	431.1	27.5%
Dec-03	1,725.7	1,218.1	70.6%	46.5	2.7%	461.1	26.7%
Jan-04	1,691.1	1,156.8	68.4%	62.2	3.7%	472.1	27.9%

Table 7 – Total Monthly Name Server Transactions by Category (millions)

	Total	Write	%	Query	%	Check	%
Jan-03	26.0	0.22	0.9%	13.9	53.5%	11.8	45.6%
Feb-03	23.6	0.32	1.3%	13.1	55.7%	10.1	43.0%
Mar-03	25.8	0.40	1.5%	13.6	52.7%	11.8	45.8%
Apr-03	23.1	0.42	1.8%	9.8	42.7%	12.8	55.5%
May-03	15.9	0.33	2.1%	4.1	25.7%	11.5	72.2%
Jun-03	16.0	0.33	2.1%	4.1	25.7%	11.5	72.2%
Jul-03	14.6	0.36	4.2%	4.1	27.9%	10.2	69.7%
Aug-03	14.2	0.32	2.2%	4.4	30.6%	9.6	67.1%
Sep-03	15.4	0.22	1.4%	4.9	31.5%	10.3	67.0%
Oct-03	15.1	0.36	2.4%	4.1	27.3%	10.6	70.3%
Nov-03	17.3	0.47	2.7%	4.0	22.9%	12.8	74.4%
Dec-03	16.9	0.49	2.9%	3.7	21.8%	12.7	75.3%
Jan-04	19.8	0.52	2.6%	4.2	21.5%	15.0	75.9%

10. Total Number of Transactions by Subcategory by Month

Table 8 shows the number of domain name ‘write’ transactions in subcategories as described in Subsections 9.1. The “Sync”, “Restore” and “No RGP Report” columns depict ACTUAL numbers where all other categories are shown in millions. Table 9 shows the number of name server “write” transactions by subcategory.

Table 8 – Total Monthly Domain Name Write Transactions by Subcategory (millions)

	In Millions								
	Total	Add	Delete	Modify	Renew	Trans	Sync	Restore	No RGP Report*
Jan-03	4,687.7	4,678.5	0.9	6.5	0.9	1.1	12	35	--
Feb-03	4,079.9	4,070.2	0.7	7.2	0.7	1.0	130	1,669	--
Mar-03	3,481.7	3,471.3	0.9	7.6	0.8	1.0	24	3,074	--
Apr-03	1,755.5	1,745.7	1.4	6.7	0.8	0.9	103	2,876	--
May-03	1,436.1	1,426.6	1.1	6.6	0.8	0.0	92	2,961	--
Jun-03	1,794.7	1,784.7	0.9	7.3	0.7	1.0	105	3,408	--
Jul-03	2,177.6	2,167.8	0.8	7.0	0.7	1.3	54	3,520	125
Aug-03	856.0	846.5	0.9	6.9	0.7	1.0	91	3,327	92
Sep-03	933.3	923.1	0.8	7.5	0.7	1.2	58	3,366	123
Oct-03	1,095.0	1,084.5	0.8	6.9	0.8	2.1	132	3,194	15
Nov-03	1,095.1	1,085.2	0.9	6.5	0.7	1.7	130	2,681	81
Dec-03	1,218.1	1,208.3	0.9	6.6	0.8	1.4	168	3,028	16
Jan-04	1,156.8	1,145.7	0.8	7.3	0.9	2.0	71	3,630	20

(NOTE*: The number in the “No RGP Report” column is calculated by taking the difference between the number of restore commands and the number of restore reports received in the month. This number may vary slightly from the actual number of restores for which no report was received for a given month because of timing between when the restore command was issued and when the report was received.

Table 9 – Total Monthly Name Server Write Transactions by Subcategory (millions)

	Total	Add	Delete	Modify
Jan-03	0.22	0.16	0.03	0.03
Feb-03	0.32	0.26	0.02	0.04
Mar-03	0.40	0.34	0.03	0.03
Apr-03	0.42	0.35	0.03	0.03
May-03	0.33	0.27	0.03	0.03
Jun-03	0.33	0.27	0.03	0.03
Jul-03	0.36	0.29	0.03	0.04
Aug-03	0.32	0.26	0.03	0.04
Sep-03	0.22	0.15	0.03	0.04
Oct-03	0.36	0.30	0.02	0.04
Nov-03	0.47	0.37	0.03	0.07
Dec-03	0.49	0.41	0.04	0.04
Jan-04	0.52	0.42	0.04	0.06

11. Average Daily Transaction Range (In Millions)

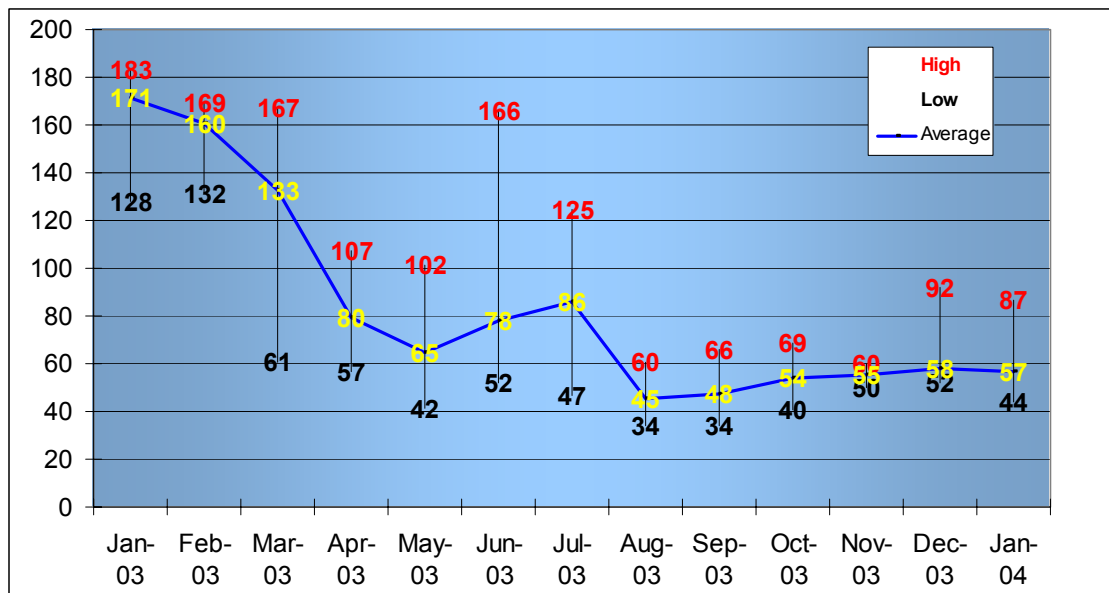


Figure 1 – Average Daily Transaction Range

12. TLD Geographical Registrations Distribution

The VeriSign Registry does not have registrant contact information.

13. Deleted Names - Per Registrar

This data will be provided under separate cover.

14. Restored Names - Per Registrar

This data will be provided under separate cover.

15. Violations of Registrar Restore Report - Per Registrar

This data is available through FTP site.

16. Other Information

The following information in **Table 10** shows the trend of total monthly transactions (domain names and name servers) for the .com and .net and TLDs.

Table 10 – Total Monthly Transactions by Category (In Millions)

	Total	Write	%	Query	%	Check	%
Jan-03	5,264.7	4,688.0	89.0%	59.7	1.1%	517.0	9.8%
Feb-03	4,453.8	4,080.2	91.6%	53.7	1.2%	319.9	7.2%
Mar-03	4,059.9	3,482.1	85.8%	54.2	1.3%	523.6	12.9%
Apr-03	2,314.8	1,755.9	75.9%	56.6	2.4%	502.3	21.7%
May-03	1,937.5	1,436.4	74.1%	49.7	2.6%	451.5	23.3%
Jun-03	2,289.2	1,795.1	78.4%	53.8	2.3%	440.3	19.2%
Jul-03	2,616.0	2,178.0	83.3%	47.3	1.8%	390.7	14.9%
Aug-03	1,339.2	856.3	63.9%	48.7	3.6%	434.2	32.4%
Sep-03	1,359.1	933.6	68.7%	48.0	3.5%	377.5	27.8%
Oct-03	1,595.6	1,095.4	68.6%	48.8	3.1%	451.5	28.3%
Nov-03	1,587.5	1,095.6	69.0%	48.0	3.0%	443.9	28.0%
Dec-03	1,742.5	1,218.6	69.9%	50.2	2.9%	473.8	27.2%
Jan-04	1,710.9	1,157.3	67.6%	66.5	3.9%	487.1	28.5%

Figure 2 displays the monthly growth trend in total Registry transactions (domain names and name servers) in millions for the .com and .net TLDs.

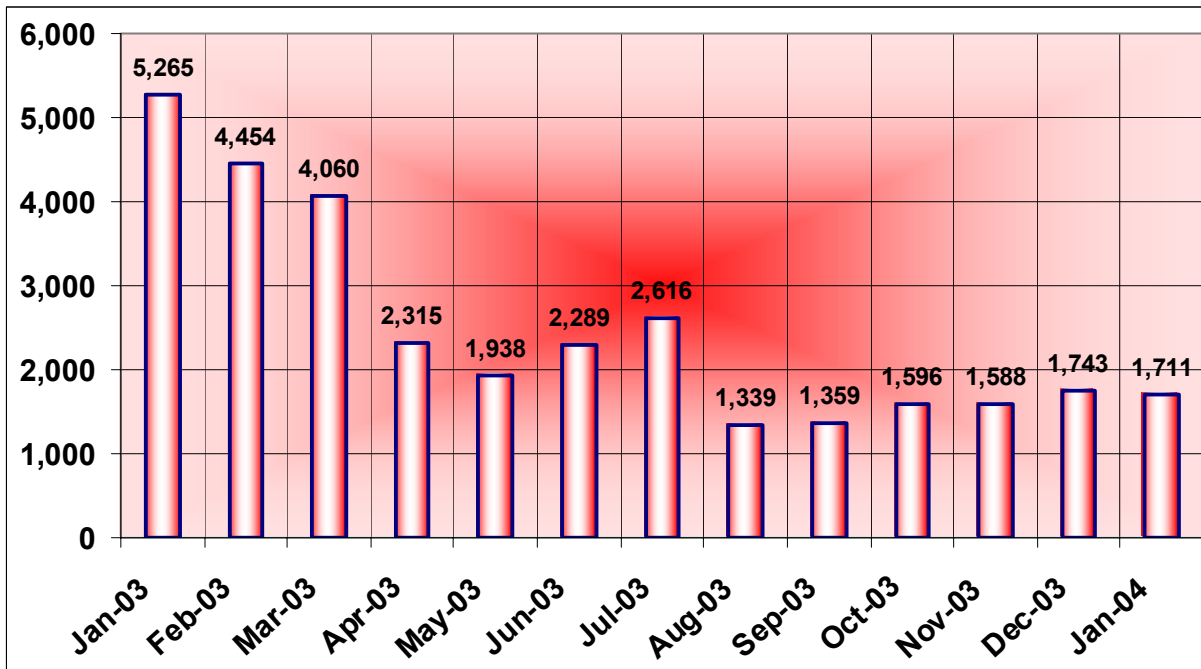


Figure 2 – Total Transactions by Month (In millions)

Figure 3 shows the percent of second-level domain names registered in each of the .com and .net gTLDs as of the end of the current reporting month.

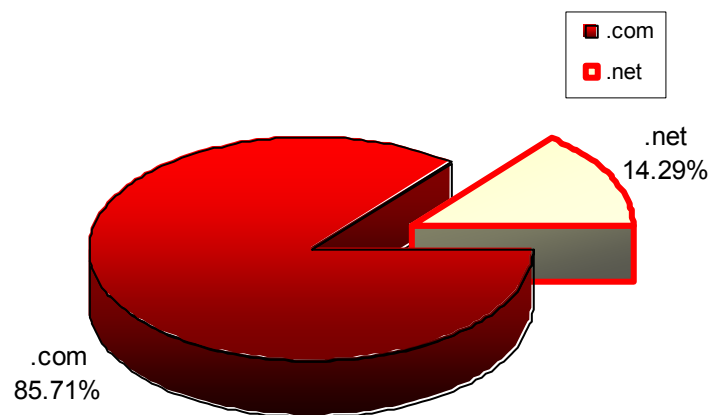


Figure 3 – TLD Registrations Distribution January 31, 2004



The following information is provided as required by the ICANN/VeriSign Registry Agreements (.com, Section 8; and .net, Section 3.15; and requirements 5, 6, 13 and 14 in Appendix T for both agreements). As stated in Appendix T, the following information "shall be kept confidential by ICANN until three months after the end of the month to which the report relates."

Total REGISTRATIONS in the VeriSign Registry Database and NAME SERVER COUNT as of January, 2004					January 2004 GROSS DELETES			January 2004 RESTORES		
REGISTRAR	COM	NET	Total Names	Name Servers	COM	NET	Total	COM	NET	Total
! \$! Bid It Win It, Inc.	595	78	673	0	16	3	19	0	0	0
!\$6.25 DOMAINS! Network, Inc. dba Esite	93	16	109	0	1	1	2	0	0	0
007Names, Inc.	2,798	402	3,200	96	25	6	31	2	2	4
1 Accredited Registrar	2,977	556	3,533	34	3	1	4	0	0	0
1 Domain Names International, Inc. d/b/a 1dni.com	4,758	700	5,458	149	125	29	154	1	0	1
1 eNameCo.	14,448	2,707	17,155	652	189	44	233	9	0	9
123 Easy Domain Names dba Signature Domains	15,586	5,442	21,028	434	175	61	236	2	0	2
123 Registration, Inc.	5,142	917	6,059	146	57	10	67	0	0	0
1stDomain.net, division of G+D International LLC	8,628	1,970	10,598	1,383	385	72	457	5	1	6
A Technology Company, Inc. d/b/a namesystem.com	6,564	1,161	7,725	255	20	5	25	0	0	0
AAAQ.COM, Inc.	53,312	8,393	61,705	2,116	26	3	29	1	0	1
Abacus America, Inc. dba Names4Ever	150,212	24,577	174,789	5,740	3,233	659	3,892	13	0	13
ABR Products, Inc. dba Nitin Networks	7,628	1,338	8,966	224	19	7	26	0	0	0
Active ISP ASA	52,166	9,867	62,033	324	733	178	911	7	1	8
Address Creation	11,065	1,426	12,491	412	107	32	139	0	0	0
Advantage Interactive Ltd	643	99	742	4	0	0	0	0	0	0
Alices Registry, Inc.	1,728	277	2,005	19	20	7	27	0	0	0
All West Communications, Inc. d/b/a AW Registry	21,670	3,483	25,153	1,671	400	58	458	4	0	4
Alldomains.com Inc.	96,518	14,224	110,742	3,939	987	235	1,222	7	0	7
AllGlobalNames S.A.	4,488	962	5,450	107	7	1	8	2	0	2
America Online, Inc. dba AOL and/or CompuServe-AOL	5,242	1,684	6,926	82	0	0	0	0	0	0
Annulet, Inc	19	7	26	10	0	0	0	0	0	0
Arsys Internet, S.L. d/b/a NICLINE.COM	62,603	9,005	71,608	727	227	38	265	3	0	3
Ascio Technologies, Inc.	135,204	31,798	167,002	1,672	2,699	793	3,492	49	6	55
AtCom Technology LLC	11,918	2,116	14,034	710	1	1	2	0	0	0
AusRegistry Group Pty. Ltd.	1,635	238	1,873	0	19	2	21	0	0	0
BB Online UK Ltd	11,277	2,064	13,341	369	176	46	222	4	0	4
Best Registration Services, Inc	2,283	327	2,610	85	0	0	0	0	0	0
Bizcn.com, Inc.	50,329	11,637	61,966	639	29	3	32	0	0	0
Blue Razor Domains, Inc	5,839	879	6,718	136	6	2	8	0	0	0

The following information is provided as required by the ICANN/VeriSign Registry Agreements (.com, Section 8; and .net, Section 3.15; and requirements 5, 6, 13 and 14 in Appendix T for both agreements). As stated in Appendix T, the following information "shall be kept confidential by ICANN until three months after the end of the month to which the report relates."

Total REGISTRATIONS in the VeriSign Registry Database and NAME SERVER COUNT as of January, 2004					January 2004 GROSS DELETES			January 2004 RESTORES		
REGISTRAR	COM	NET	Total Names	Name Servers	COM	NET	Total	COM	NET	Total
Blueberry Hill Comm., Inc. dba 4Domains.com	16,325	1,684	18,009	322	159	17	176	1	0	1
BookMyName SAS	28,917	5,408	34,325	619	407	71	478	2	0	2
BulkRegister, LLC.	989,317	146,387	1,135,704	35,004	13,253	2,282	15,535	37	5	42
CADiware AG	342	93	435	16	4	0	4	0	0	0
Capital Networks Pty LTD	36,443	4,905	41,348	2,656	1,027	127	1,154	1	0	1
CAT, Inc. d/b/a Namezero.com	13,778	2,351	16,129	186	3	0	3	0	0	0
Catalog.com, Inc.	30,910	3,671	34,581	343	697	101	798	12	2	14
Central Registrar, Inc. d/b/a DomainMonger.Com	11,834	1,829	13,663	5	1	0	1	0	0	0
CommuniGal Communications Ltd	14,602	2,818	17,420	515	28	4	32	0	0	0
Computer Services Langenbach GmbH dba joker.com	370,610	84,586	455,196	17,192	4,222	988	5,210	28	6	34
ComputerDataNetworks dba shop4domain/netonedomains	1,343	282	1,625	38	29	8	37	0	0	0
CORE Internet Council of Registrars	258,401	57,686	316,087	13,221	3,933	975	4,908	142	19	161
Corporate Domains, Inc.	3,275	1,032	4,307	134	11	5	16	0	0	0
Cronon AG Berlin, Niederlassung Regensburg	84,820	29,944	114,764	2,310	1,202	378	1,580	0	0	0
Cyidentity, Inc. d/b/a Cypack.com-Core	6,118	1,191	7,309	173	2	0	2	0	0	0
Deutsche Telekom AG	27,978	7,331	35,309	617	200	75	275	0	0	0
Direct Information Pvt. Ltd., dba Directl.com	89,042	13,820	102,862	7,691	1,598	175	1,773	5	2	7
Dodora Unified Communications, Inc.	9,007	1,587	10,594	1,668	32	2	34	0	0	0
Domain Bank, Inc.	140,125	21,215	161,340	3,091	2,500	404	2,904	78	10	88
Domain Monkeys, LLC	1,535	191	1,726	0	0	0	0	0	0	0
Domain Registration Services	27,296	3,736	31,032	2,046	688	73	761	15	1	16
Domain The Net Technologies (2)	1,941	272	2,213	4	21	2	23	0	0	0
Domain The Net Technologies Ltd.	1,020	89	1,109	28	4	0	4	0	0	0
DomainDiscover	395,489	79,203	474,692	8,865	4,468	763	5,231	10	0	10
Domainducks, Inc. d/b/a Personalnames.com	2,180	422	2,602	2	0	0	0	0	0	0
Domaininfo AB d/b/a domaininfo.com	22,675	5,693	28,368	4,009	239	40	279	4	0	4
Domain-it, Inc.	582	53	635	3	1	0	1	0	0	0
DomainName, Inc.	8,351	1,172	9,523	26	107	15	122	0	0	0
DomainPeople, Inc.	123,698	17,618	141,316	9,792	2,521	464	2,985	22	4	26
DomainProcessor.com	1,958	291	2,249	41	1	0	1	0	0	0
DomainRegistry.com, Inc.	9,440	1,313	10,753	465	185	29	214	6	1	7
DomainZoo.com, Inc.	5,707	902	6,609	207	101	14	115	6	0	6
DomReg Ltd.	19,323	6	19,329	28	0	0	0	0	0	0

The following information is provided as required by the ICANN/VeriSign Registry Agreements (.com, Section 8; and .net, Section 3.15; and requirements 5, 6, 13 and 14 in Appendix T for both agreements). As stated in Appendix T, the following information "shall be kept confidential by ICANN until three months after the end of the month to which the report relates."

Total REGISTRATIONS in the VeriSign Registry Database and NAME SERVER COUNT as of January, 2004					January 2004 GROSS DELETES			January 2004 RESTORES		
REGISTRAR	COM	NET	Total Names	Name Servers	COM	NET	Total	COM	NET	Total
DotForce Corp. d/b/a DotForce.com	1,898	304	2,202	10	0	0	0	0	0	0
Dotster, Inc.	570,602	93,652	664,254	41,067	8,011	1,241	9,252	14	1	15
Eastern Communications Co., Ltd.	4,878	544	5,422	230	128	8	136	0	0	0
easyDNS Technologies, Inc.	10,627	1,867	12,494	437	18	0	18	0	0	0
Easyspace LTD	120,340	20,055	140,395	3,058	1,469	245	1,714	19	2	21
EDGE Co., Ltd.	1,345	382	1,727	81	0	0	0	0	0	0
eMarkmonitor Inc. dba Markmonitor	23,672	5,884	29,556	488	13	0	13	0	0	0
EnCirca Inc	3,115	485	3,600	42	90	19	109	3	0	3
Enetregistry, Inc	198	40	238	27	7	1	8	0	0	0
eNom, Inc.	2,011,615	303,753	2,315,368	96,453	30,409	4,754	35,163	99	5	104
EPAG Enter-Price Multimedia AG	31,354	12,402	43,756	434	597	258	855	2	0	2
Esoftwiz, Inc.	1,207	140	1,347	0	20	1	21	0	0	0
Fabulous.com Pty Ltd.	142,449	2,903	145,352	263	1,546	23	1,569	2	0	2
Fiducia LLC, Latvijas Parstavnieciba	809	23	832	0	6	1	7	0	0	0
Firstserver, Inc.	3,584	543	4,127	115	0	0	0	0	0	0
Future Media Network K.K.	1,166	203	1,369	5	0	0	0	0	0	0
Gabia, Inc.	111,333	33,471	144,804	14,870	4,112	1,052	5,164	8	0	8
GANDI	282,750	67,636	350,386	26,966	7,247	1,949	9,196	0	1	1
GKG.Net, Inc.	95,451	17,304	112,755	7,315	1,977	315	2,292	9	1	10
Global Media Online, Inc	180,387	39,253	219,640	28,860	3,155	682	3,837	31	8	39
Globedom Datenkommunikations GmbH	5,191	1,509	6,700	575	48	15	63	2	0	2
Go Daddy Software, Inc.	2,510,973	381,279	2,892,252	115,111	33,240	5,693	38,933	107	4	111
HANGANG Systems, Inc. d/b/a doregi.com	44,788	11,975	56,763	7,917	1,384	439	1,823	6	2	8
HiChina Web Solutions (Hong Kong) Limited	28,895	4,086	32,981	101	1	1	2	0	0	0
I.D.R. Internet Domain Registry Ltd.	2,749	217	2,966	107	117	4	121	0	0	0
iHoldings.com, Inc. d/b/a Dotregistrar.com	642,197	71,845	714,042	11,191	15,499	1,824	17,323	29	2	31
In2Net Network, Inc. dba iRegister.com	16,325	2,246	18,571	19	0	0	0	0	0	0
Inamepro dba Dynadot	1,468	276	1,744	57	0	0	0	0	0	0
INAMES Corp	25,250	9,312	34,562	4,515	15	13	28	0	0	0
Innerwise, Inc. d/b/a ItsYourDomain.com	332,099	44,900	376,999	9,982	10,444	1,641	12,085	231	16	247
Interactive Telecom Network, Inc.	1,326	131	1,457	2	0	0	0	0	0	0
Intercosmos Media Group, Inc. d/b/a directNIC.com	754,593	100,144	854,737	35,492	14,617	2,007	16,624	10	0	10
Interdomain, S.A.	34,770	6,033	40,803	754	385	66	451	35	5	40

The following information is provided as required by the ICANN/VeriSign Registry Agreements (.com, Section 8; and .net, Section 3.15; and requirements 5, 6, 13 and 14 in Appendix T for both agreements). As stated in Appendix T, the following information "shall be kept confidential by ICANN until three months after the end of the month to which the report relates."

Total REGISTRATIONS in the VeriSign Registry Database and NAME SERVER COUNT as of January, 2004					January 2004 GROSS DELETES			January 2004 RESTORES		
REGISTRAR	COM	NET	Total Names	Name Servers	COM	NET	Total	COM	NET	Total
Internetters Limited	22,180	1,875	24,055	100	19	0	19	0	0	0
Key-Systems GmbH	94,630	30,954	125,584	3,581	889	290	1,179	4	0	4
Korea Information Certificate Authority 2	1,369	148	1,517	5	18	0	18	0	0	0
Korea Information Certificate Authority Inc dba DomainCA	8,772	1,531	10,303	343	611	112	723	0	0	0
Melbourne IT, Ltd. d/b/a Internet Names Worldwide	1,542,388	256,026	1,798,414	55,984	26,960	4,877	31,837	89	7	96
Mobilcom City Line GmbH d/b/a freenet Datenkommunikat	306	168	474	16	2	0	2	0	0	0
Moniker Online Services, Inc.	169,123	14,318	183,441	585	1,188	103	1,291	5	0	5
Name.com LLC	1,105	184	1,289	0	498	59	557	0	0	0
Name2Host, Inc. dba name2host.com	3,068	532	3,600	11	0	1	1	0	0	0
NAMEBAY	49,572	9,152	58,724	2,354	753	162	915	3	0	3
NameEngine, Inc.	36	28	64	7	0	0	0	0	0	0
NameKing.com, Inc.	1,431	179	1,610	2	22	5	27	0	0	0
NameScout Corp	41,906	6,429	48,335	2,107	975	213	1,188	14	1	15
NamesDirect.Com, Inc.	139,511	25,678	165,189	6,586	2,259	409	2,668	13	0	13
NameSecure.com	119,629	19,042	138,671	1,861	1,345	315	1,660	1	1	2
Nameview, Inc.	757	85	842	0	0	0	0	0	0	0
NeoNIC OY	560	4	564	0	0	0	0	0	0	0
Netbenefit PLC aka NetNames	46,614	11,583	58,197	352	118	21	139	0	0	0
Neteka, Inc. dba namesbeyond.com	4,958	694	5,652	162	70	8	78	0	0	0
Netpia.com, Inc.	46,685	13,203	59,888	4,830	1,039	345	1,384	24	6	30
Network Solutions, Inc.	5,700,882	881,641	6,582,523	386,107	96,740	16,043	112,783	1,150	106	1,256
Nominalia Internet S.L.	19,780	3,352	23,132	566	43	2	45	1	0	1
NORDNET	80,294	5,767	86,061	280	1,069	54	1,123	9	0	9
Omnis Network, LLC	25,144	3,719	28,863	1,398	329	48	377	3	0	3
OnlineNIC, Inc.	486,742	75,455	562,197	17,285	11,308	1,677	12,985	62	5	67
OVH	57,061	13,842	70,903	3,896	1	1	2	0	0	0
pairNIC	37,241	5,433	42,674	1,417	274	41	315	1	0	1
Parava Networks Inc dba RegistratYa.com nAAme.com	49,391	7,837	57,228	1,738	1,310	207	1,517	2	0	2
Polar Software Limited d/b/a signdomains.com	2,807	428	3,235	19	37	2	39	0	0	0
Primus Telco Pty Ltd dba PrimusDomain/PlanetDomain	46,403	8,435	54,838	3,927	781	164	945	13	4	17
PSI-Japan, Inc.	26,816	4,808	31,624	4,884	228	34	262	0	0	0
PSI-USA, Inc.	79,435	27,700	107,135	1,436	672	206	878	5	1	6
R&K GlobalBusinessServices, Inc. dba 000Domains.com	88,489	10,863	99,352	3,738	80	26	106	0	0	0

The following information is provided as required by the ICANN/VeriSign Registry Agreements (.com, Section 8; and .net, Section 3.15; and requirements 5, 6, 13 and 14 in Appendix T for both agreements). As stated in Appendix T, the following information "shall be kept confidential by ICANN until three months after the end of the month to which the report relates."

Total REGISTRATIONS in the VeriSign Registry Database and NAME SERVER COUNT as of January, 2004					January 2004 GROSS DELETES			January 2004 RESTORES		
REGISTRAR	COM	NET	Total Names	Name Servers	COM	NET	Total	COM	NET	Total
R. Lee Chambers Company LLC	2,201	289	2,490	28	23	2	25	0	0	0
Rebel.com Services Corp.	1,620	239	1,859	4	18	3	21	0	0	0
Register.com (2)	415	57	472	10	0	0	0	0	0	0
register.com, Inc.	2,192,515	357,106	2,549,621	114,724	33,045	5,931	38,976	442	42	484
Register.it SPA	32,333	7,113	39,446	424	516	136	652	11	1	12
Registration Technologies, Inc.	37,486	9,483	46,969	135	39	2	41	0	0	0
rockenstein AG	124	48	172	4	0	0	0	0	0	0
SafeNames Ltd	6,596	1,096	7,692	89	617	108	725	0	0	0
Schlund+Partner AG	600,275	190,605	790,880	5,049	6,015	2,203	8,218	2	0	2
Secura GmbH	5,002	1,485	6,487	198	68	42	110	0	0	0
Sitename.com LLC	2,006	404	2,410	0	0	0	0	0	0	0
Spot Domain LLC dba Domainsite.com	24,297	11,156	35,453	576	275	97	372	8	0	8
Stargate.com, Inc.	128,007	21,193	149,200	8,182	4,091	982	5,073	59	3	62
The Name It Corporation dba NameServices.net	84,666	12,436	97,102	4,115	1,369	306	1,675	70	4	74
The Registry at Info Avenue d/b/a IA Registry	125,964	7,171	133,135	466	345	75	420	0	0	0
TLDs, Inc. dba SRSplus	102,793	18,190	120,983	4,324	1,497	400	1,897	0	0	0
Today and Tomorrow Co. Ltd.	27,424	8,584	36,008	2,083	97	34	131	0	0	0
TotalRegistrations	46,988	9,800	56,788	2,312	654	146	800	28	5	33
Transpac	24,854	3,153	28,007	586	103	6	109	4	0	4
Tucows, Inc.	2,834,151	485,531	3,319,682	125,344	51,594	9,709	61,303	135	13	148
Tuonome.it Srl	544	165	709	8	0	0	0	0	0	0
Universal Registration Services, Inc.	11,675	1,867	13,542	51	12	0	12	0	0	0
USA Webhost	382	54	436	2	21	1	22	0	0	0
Virtual Internet Plc.	1,417	272	1,689	9	0	0	0	0	0	0
Vivid Domains, Inc	905	121	1,026	4	14	2	16	0	0	0
Web Commerce Communications Limited dba WebNic.cc	14,966	1,856	16,822	729	31	1	32	0	0	0
Wild West Domains, Inc.	391,533	56,071	447,604	13,814	5,692	717	6,409	56	6	62
Wooho T&C Co., Ltd. d/b/a rgnames.com	13,512	3,285	16,797	542	147	54	201	0	0	0
Xin Net Corp.	190,501	27,574	218,075	15,687	5,046	841	5,887	9	2	11
YesNIC Co. Ltd.	161,767	47,733	209,500	27,179	4,741	1,476	6,217	8	0	8
	27,563,158	4,597,158	32,160,316	1,372,251	447,592	80,260	527,852	3,316	314	3,630