



Registry Operator's MONTHLY REPORT

September 2003

Prepared: October 17, 2003

**VeriSign Naming and Directory Services
21345 Ridgetop Circle
Dulles, VA 20166-6503**

As required by the ICANN/VeriSign Registry Agreements (Section 8 for .com; Section 3.15 for .net), this report provides an overview of VeriSign Registry activity through the end of the reporting month. The information is primarily presented in table and chart format with text explanations as deemed necessary. The information is provided in the order as listed in *Appendix T* of the Registry Agreements. Pursuant to the agreements, "...items 5 - 12 shall be kept confidential by ICANN until three months after the end of the month to which the report relates."

Information is organized as follows:

1.	Accredited Registrar Status.....	3
	Table 1 – Accredited Registrar Status –September 2003	3
2.	Service Level Agreement Performance.....	3
	Table 2 – Service Level Agreement Performance –September 2003	3
3.	TLD Zone File Access Activity	4
	Table 3 – gTLD Zone File Access Activity –September 2003.....	4
4.	Completed SRS Software Releases.....	4
	Table 4 – Completed Shared Registration System Releases	4
5.	Domain Names Under Sponsorship – Per Registrar	5
6.	Name Servers Registered – Per Registrar	5
7.	Domain Names Registered by Registry Operator	5
8.	Whois Service Activity	5
	Table 5 – Total Monthly “Whois” Queries (millions).....	5
9.	Monthly Growth Trends.....	6
	Table 6 – Total Monthly Domain Name Transaction Trend by Category (millions).....	6
	Table 7 –Total Monthly Name Server Transactions by Category (millions)	7
10.	Total Number of Transactions by Subcategory by Month.....	7
	Table 8 – Total Monthly Domain Name Write Transactions by Subcategory (millions) 7	
	Table 9 – Total Monthly Name Server Write Transactions by Subcategory (millions	8
11.	Average Daily Transaction Range (In Millions).....	9
	Figure 1 – Average Daily Transaction Range.....	9
12.	TLD Geographical Registrations Distribution	9
13.	Deleted Names - Per Registrar	9
14.	Restored Names - Per Registrar	9
15.	Violations of Registrar Restore Report - Per Registrar.....	9
16.	Other Information.....	10
	Table 10 – Total Monthly Transactions by Category (In Millions).....	10
	Figure 2 – Total Transactions by Month (In millions)	11
	Figure 3 – TLD Registrations Distribution September 30, 2003.....	11

1. Accredited Registrar Status

Table 1 displays the current number and status of the ICANN accredited registrars. The registrars are grouped into three categories:

1. **Operational Registrars:** Those who have authorized access into the Shared Registration System (SRS) for processing domain name registrations.
2. **Registrars In The Ramp-Up Period:** Those who have received a password to access the Registry operational test and evaluation (OT&E) environment. The OT&E environment is provided to allow registrars to develop and test their systems with the SRS.
3. **Registrars In The Pre-Ramp-Up Period:** Those who have been sent a welcome letter from the VeriSign Registry but have not yet executed the Registry Confidentiality Agreement and/or have not yet submitted a completed Registrar Information Sheet. In most cases registrars are sent welcome letters via overnight express mail on the same day accreditation notification is received from ICANN.

Table 1 – Accredited Registrar Status –September 2003

Status	# of Registrars Current
Operational Registrars	146
Registrars In Ramp-Up Period	27
Registrars In Pre-Ramp-Up Period	22
Total	195

2. Service Level Agreement Performance

Table 2 compares Service Level Agreement (SLA) Requirements with Actual Performance for the reporting month. As required by the ICANN/VeriSign Registry Agreements (Section 21 for .com; Section 3.3 for .net), the VeriSign Registry is committed to provide service levels as specified in Appendix D of the agreements and to comply with the requirements of the SLA in Appendix E of the agreements. The SLA is incorporated into the VeriSign Registry Registrar Agreement that is executed with all operational registrars. **Note:** *The SLA permits two 12-hour windows per year to perform major upgrades.*

Table 2 – Service Level Agreement Performance –September 2003

Metric	SLA Requirement	Actual Performance
Total outage	8 hours	1 hours 32 minutes
Unplanned outage	4 hours	0 hours 00 minutes
Check domain average	3 seconds	.01 seconds
Add domain average	5 seconds	.02 seconds

3. TLD Zone File Access Activity

Table 3 summarizes the zone file access activity for the current reporting month. As required by the ICANN/VeriSign Registry Agreements (Section 21 for .com; Section 3.9 for .net), the VeriSign Registry provides third parties bulk access to the zone files for the .com and .net TLDs.

Table 3 – gTLD Zone File Access Activity –September 2003

Zone file access passwords previous month	914
New zone file access passwords	25
Total zone file access approvals end of reporting month	939

4. Completed SRS Software Releases

Table 4 shows significant releases that have occurred since January 2002, as well as other relevant information. The VeriSign Registry Shared Registration System (SRS) is continually being improved to better meet the needs of accredited registrars.

Table 4 – Completed Shared Registration System Releases

Release Name	Features	Target Date	Complete Date
Core Release 4.0	User features required by the new agreements to include global user id, bulk transfer from one registrar to many.	19 Jan 2002	19 Jan 2002
Core Release 4.1	Support of IPv.6, exclusion of orphan A records from gTLD zones, and minor enhancements for performance	18 Jun 2002	18 Jun 2002
Core Release 5.0	Migration of CSR/Registrar Tool from Dynamo to Weblogic, merge ASCII and IDN RRP application servers, restrict registration of name servers with invalid TLDs.	28 Sep 2002	28 Sep 2002
Core Release 5.1	Add ability to Restore a domain; Sync expiration dates; addition of 3 new statuses – redemption period, pending restore, and pending delete; modifications to the CSR/Registrar tools and Whois.	25 Jan 2003	25 Jan 2003
Core Release 5.2	IDN TC/SC variant blocking, RGP monthly reports, .org name server registrations, miscellaneous bug fixes.	26 April 2003	26 April 2003
Core Release 5.2.1	Chinese IDN variants	17 May 2003	17 May 2003
Core Release 5.3	IDN Punycode migration, IDN language tags, prohibited Unicode points	TBD	

5. Domain Names Under Sponsorship – Per Registrar

This data will be provided under separate cover.

6. Name Servers Registered – Per Registrar

This data will be provided under separate cover.

7. Domain Names Registered by Registry Operator

Per the requirements of the .com registry agreement Section 24.B and the .net registry agreements Section 3.6.2, as of 30 June 2002, the following names should be in Appendix X:

THE-VERISIGN-COM-NET-REGISTRY.COM
 THE-VERISIGN-COM-NET-REGISTRY.NET
 THE-VERISIGN-REGISTRY.COM
 THE-VERISIGN-REGISTRY.NET
 THEVERISIGNREGISTRY.COM
 THEVERISIGNREGISTRY.NET
 VCNR.COM
 VCNR.NET
 VERISIGN-COM-NET-REGISTRY.COM
 VERISIGN-COM-NET-REGISTRY.NET
 VERISIGNCNR.COM
 VERISIGNCNR.NET
 VRSN-CNR.COM
 VRSN-CNR.NET
 VRSN-COM-NET-REGISTRY.COM
 VRSN-COM-NET-REGISTRY.NET
 VRSNCNR.COM
 VRSNCNR.NET
 VRSNCOMNETREGISTRY.COM
 VRSNCOMNETREGISTRY.NET

8. Whois Service Activity

Table 5 – Total Monthly “Whois” Queries (millions)

	Total Queries	Peak	Avg
Jul-02	633.6	28.5	20.4
Aug-02	686.8	34.4	22.2
Sep-02	651.2	33.0	21.7
Oct-02	769.0	34.9	24.8
Nov-02	829.0	41.2	27.6

	Total Queries	Peak	Avg
Dec-02	753.0	34.3	24.3
Jan-03	790.2	37.1	25.5
Feb-03	732.0	38.4	26.1
Mar-03	784.4	34.7	25.3
Apr-03	786.7	31.2	26.2
May-03	1,040.7	45.6	33.6
Jun-03	1,166.9	64.3	38.9
Jul-03	1,110.5	58.1	35.8
Aug-03	886.9	44.1	28.6
Sep-03	892.4	33.9	29.7

9. Monthly Growth Trends

There are six reported categories of monthly transactions executed by all registrars via the Registry Registrar Protocol (RRP) with the Shared Registration System (SRS):

1. **Write Domain** – This category includes the following transactions: adding a new domain, deleting a domain, modifying a domain name record, renewing a domain, auto-renew, transferring a domain, sync domain and restore a domain.
2. **Query Domain** – This category includes the following transactions: query a domain and query a domain transfer status.
3. **Check Domain** – This category includes the following transaction: check a domain.
4. **Write Server** – This category includes the following transactions: add name server, modify name server and delete name server.
5. **Query Server** – This category includes the following transaction: query name server.
6. **Check Server** – This category includes the following transaction: check name server.

Table 6 shows the number of domain name transactions for each of these categories.

Table 7 shows the number of name server transactions for each of these categories.

Table 6 – Total Monthly Domain Name Transaction Trend by Category (millions)

	Total	Write	%	Query	%	Check	%
Jul-02	2,680.9	1,805.2	67.3%	26.6	1.0%	849.1	31.7%
Aug-02	1,661.1	1,225.4	73.8%	34.5	2.1%	401.1	24.2%
Sep-02	3,044.4	2,533.8	83.2%	32.4	1.1%	478.2	15.7%
Oct-02	4,718.9	4,070.5	86.3%	31.8	0.7%	616.6	13.1%
Nov-02	4,953.5	4,324.4	87.3%	35.6	0.7%	593.5	12.0%
Dec-02	5,184.0	4,614.3	89.0%	37.3	0.7%	532.4	10.3%
Jan-03	5,238.7	4,687.7	89.5%	45.8	0.9%	505.2	9.6%
Feb-03	4,430.2	4,079.9	92.1%	40.5	0.9%	309.8	7.0%

	Total	Write	%	Query	%	Check	%
Mar-03	4,034.1	3,481.7	86.3%	40.6	1.0%	511.8	12.7%
Apr-03	2,291.7	1,755.5	76.6%	46.8	2.0%	489.5	21.4%
May-03	1,921.6	1,436.1	74.7%	45.6	2.4%	439.9	22.9%
Jun-03	2,273.2	1,794.7	79.0%	49.7	2.2%	428.8	18.9%
Jul-03	2,601.3	2,177.6	83.7%	43.2	1.7%	380.5	14.6%
Aug-03	1,325.0	856.0	64.6%	44.4	3.3%	424.6	32.0%
Sep-03	1,343.7	933.3	69.5%	43.1	3.2%	367.2	27.3%

Table 7 – Total Monthly Name Server Transactions by Category (millions)

	Total	Write	%	Query	%	Check	%
Jul-02	20.9	0.3	1.6%	11.9	57.2%	8.6	41.2%
Aug-02	19.1	0.2	1.1%	11.4	59.7%	7.5	39.2%
Sep-02	18.4	0.1	0.7%	11.4	61.8%	6.9	37.4%
Oct-02	20.5	0.2	0.8%	12.0	58.9%	8.3	40.4%
Nov-02	20.8	0.2	0.8%	13.5	65.0%	7.1	34.2%
Dec-02	18.5	0.2	0.9%	12.0	65.0%	6.3	34.0%
Jan-03	26.0	0.2	0.9%	13.9	53.5%	11.8	45.6%
Feb-03	23.6	0.3	1.3%	13.1	55.7%	10.1	43.0%
Mar-03	25.8	0.4	1.5%	13.6	52.7%	11.8	45.8%
Apr-03	23.1	0.4	1.8%	9.8	42.7%	12.8	55.5%
May-03	15.9	0.3	2.1%	4.1	25.7%	11.5	72.2%
Jun-03	16.0	0.3	2.1%	4.1	25.7%	11.5	72.2%
Jul-03	14.6	0.4	4.2%	4.1	27.9%	10.2	69.7%
Aug-03	14.2	0.3	2.2%	4.4	30.6%	9.6	67.1%
Sep-03	15.4	0.2	1.4%	4.9	31.5%	10.3	67.0%

10. Total Number of Transactions by Subcategory by Month

Table 8 shows the number of domain name ‘write’ transactions in subcategories as described in Subsections 9.1. The “Sync”, “Restore” and “No RGP Report” columns depict ACTUAL numbers where all other categories are shown in millions. Table 9 shows the number of name server “write” transactions by subcategory.

Table 8 – Total Monthly Domain Name Write Transactions by Subcategory (millions)

	In Millions						Sync	Restore	No RGP Report*
	Total	Add	Delete	Modify	Renew	Trans			
Jul-02	1,805.2	1,797.3	1.1	5.5	0.5	0.8	n/a	n/a	--
Aug-02	1,225.4	1,213.1	1.2	9.7	0.5	0.9	n/a	n/a	--

	In Millions								
	Total	Add	Delete	Modify	Renew	Trans	Sync	Restore	No RGP Report*
Sep-02	2,533.8	2,526.1	0.9	5.2	0.6	1.0	n/a	n/a	--
Oct-02	4,070.5	4,060.1	1.0	7.6	0.5	1.3	n/a	n/a	--
Nov-02	4,324.4	4,312.4	0.9	9.4	0.6	1.2	n/a	n/a	--
Dec-02	4,614.3	4,606.9	0.9	5.2	0.7	0.7	n/a	n/a	--
Jan-03	4,687.7	4,678.5	0.9	6.5	0.9	1.1	12	35	--
Feb-03	4,079.9	4,070.2	0.7	7.2	0.7	1.0	130	1,669	--
Mar-03	3,481.7	3,471.3	0.9	7.6	0.8	1.0	24	3,074	--
Apr-03	1,755.5	1,745.7	1.4	6.7	0.8	0.9	103	2,876	--
May-03	1,436.1	1,426.6	1.1	6.6	0.8	0.0	92	2,961	--
Jun-03	1,794.7	1,784.7	0.9	7.3	0.7	1.0	105	3,408	--
Jul-03	2,177.6	2,167.8	0.8	7.0	0.7	1.3	54	3,520	125
Aug-03	856.0	846.5	0.9	6.9	0.7	1.0	91	3,327	92
Sep-03	933.3	923.1	0.8	7.5	0.7	1.2	58	3,366	123

(NOTE*: The number in the “No RGP Report” column is calculated by taking the difference between the number of restore commands and the number of restore reports received in the month. This number may vary slightly from the actual number of restores for which no report was received for a given month because of timing between when the restore command was issued and when the report was received.

Table 9 – Total Monthly Name Server Write Transactions by Subcategory (millions)

	Total	Add	Delete	Modify
Jul-02	0.34	0.08	0.21	0.04
Aug-02	0.20	0.08	0.05	0.07
Sep-02	0.14	0.08	0.03	0.03
Oct-02	0.15	0.09	0.03	0.03
Nov-02	0.17	0.11	0.03	0.03
Dec-02	0.17	0.11	0.03	0.03
Jan-03	0.22	0.16	0.03	0.03
Feb-03	0.32	0.26	0.02	0.04
Mar-03	0.40	0.34	0.03	0.03
Apr-03	0.42	0.35	0.03	0.03
May-03	0.33	0.27	0.03	0.03
Jun-03	0.33	0.27	0.03	0.03
Jul-03	0.36	0.29	0.03	0.04
Aug-03	0.32	0.26	0.03	0.04
Sep-03	0.22	0.15	0.03	0.04

11. Average Daily Transaction Range (In Millions)

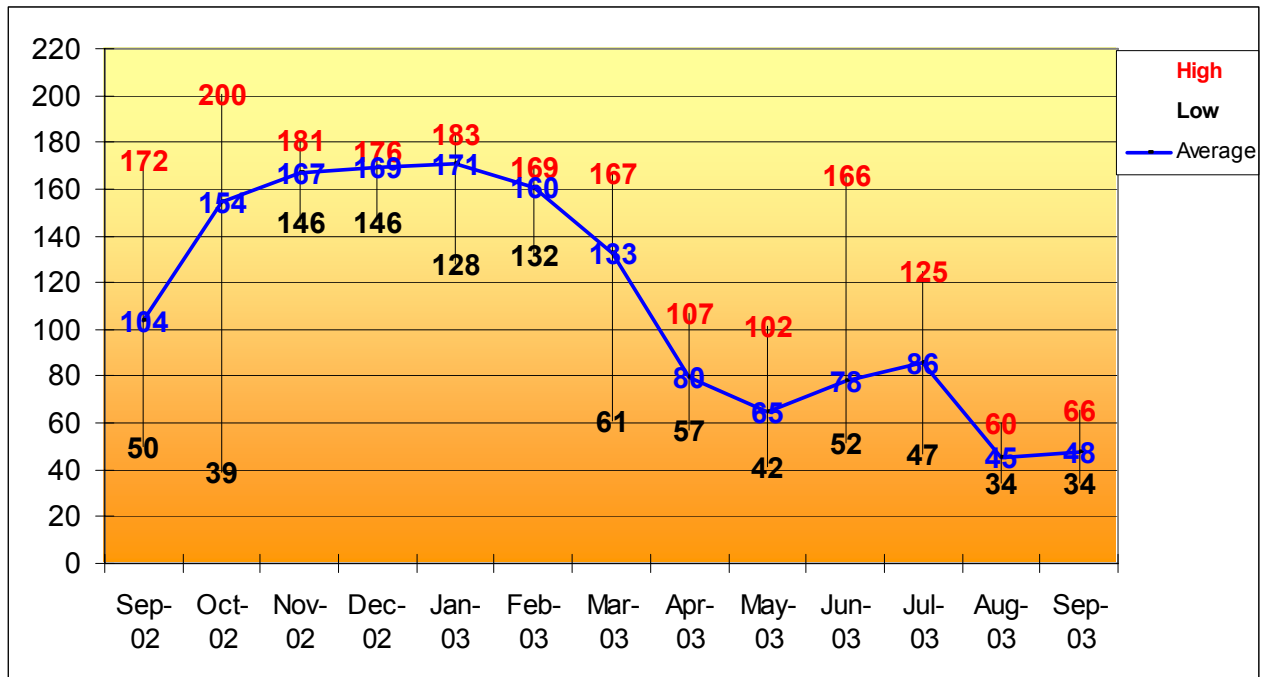


Figure 1 – Average Daily Transaction Range

12. TLD Geographical Registrations Distribution

The VeriSign Registry does not have registrant contact information.

13. Deleted Names - Per Registrar

This data will be provided under separate cover.

14. Restored Names - Per Registrar

This data will be provided under separate cover.

15. Violations of Registrar Restore Report - Per Registrar

This data is available through FTP site.

16. Other Information

The following information in **Table 10** shows the trend of total monthly transactions (domain names and name servers) for the .com and .net and TLDs.

Table 10 – Total Monthly Transactions by Category (In Millions)

	Total	Write	%	Query	%	Check	%
Jul-02	2,701.7	1,805.5	66.8%	38.5	1.4%	857.7	31.7%
Aug-02	1,680.1	1,225.6	72.9%	45.9	2.7%	408.6	24.3%
Sep-02	3,062.7	2,533.9	82.7%	43.8	1.4%	485.1	15.8%
Oct-02	4,739.3	4,070.7	85.9%	43.8	0.9%	624.9	13.2%
Nov-02	4,974.3	4,324.6	86.9%	49.1	1.0%	600.6	12.1%
Dec-02	5,202.5	4,614.5	88.7%	49.3	0.9%	538.7	10.4%
Jan-03	5,264.7	4,688.0	89.0%	59.7	1.1%	517.0	9.8%
Feb-03	4,453.8	4,080.2	91.6%	53.7	1.2%	319.9	7.2%
Mar-03	4,059.9	3,482.1	85.8%	54.2	1.3%	523.6	12.9%
Apr-03	2,314.8	1,755.9	75.9%	56.6	2.4%	502.3	21.7%
May-03	1,937.5	1,436.4	74.1%	49.7	2.6%	451.5	23.3%
Jun-03	2,289.2	1,795.1	78.4%	53.8	2.3%	440.3	19.2%
Jul-03	2,616.0	2,178.0	83.3%	47.3	1.8%	390.7	14.9%
Aug-03	1,339.2	856.3	63.9%	48.7	3.6%	434.2	32.4%
Sep-03	1,359.1	933.6	68.7%	48.0	3.5%	377.5	27.8%

Figure 2 displays the monthly growth trend in total Registry transactions (domain names and name servers) in millions for the .com and .net TLDs.

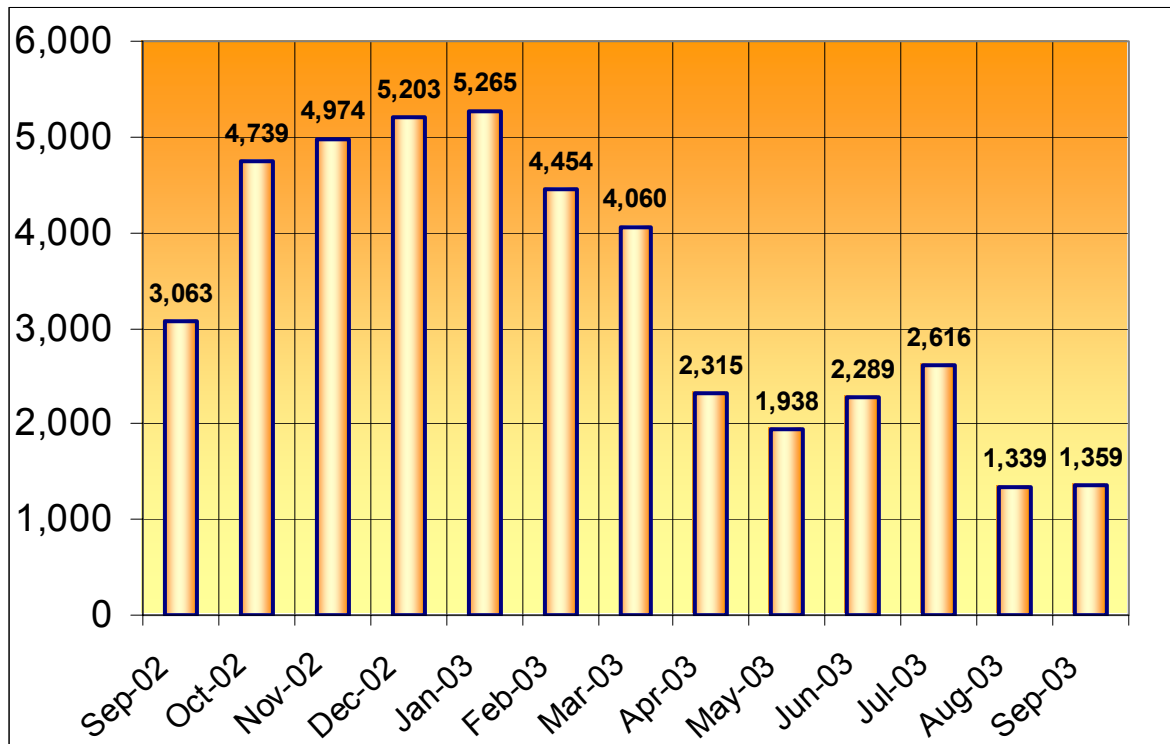


Figure 2 – Total Transactions by Month (In millions)

Figure 3 shows the percent of second-level domain names registered in each of the .com and .net gTLDs as of the end of the current reporting month.

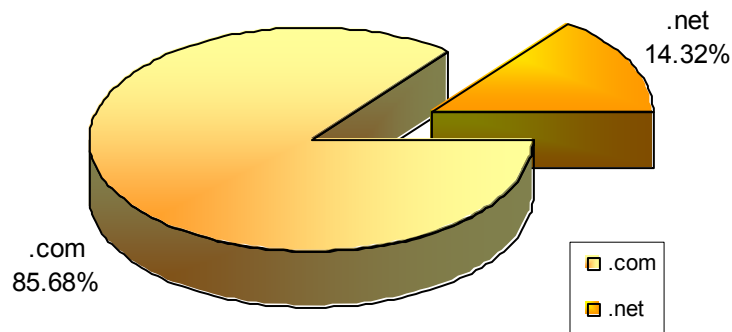


Figure 3 – TLD Registrations Distribution September 30, 2003



The following information is provided as required by the ICANN/VeriSign Registry Agreements (.com, Section 8; and .net, Section 3.15; and requirements 5, 6, 13 and 14 in Appendix T for both agreements). As stated in Appendix T, the following information "shall be kept confidential by ICANN until three months after the end of the month to which the report relates."

Total REGISTRATIONS in the VeriSign Registry Database and NAME SERVER COUNT as of September, 2003					September 2003 GROSS DELETES			September 2003 RESTORES		
REGISTRAR	COM	NET	Total Names	Name Servers	COM	NET	Total	COM	NET	Total
007Names, Inc.	2,563	292	2,855	82	9	18	27	0	0	0
1 Accredited Registrar	2,212	417	2,629	11	3	0	3	0	0	0
1 Domain Names International, Inc. d/b/a 1dni.com	4,314	621	4,935	130	2	0	2	0	0	0
1 eNameCo.	14,362	2,813	17,175	621	415	99	514	4	0	4
123 Easy Domain Names dba Signature Domains	15,184	5,435	20,619	422	471	174	645	2	0	2
123 Registration, Inc.	4,938	915	5,853	127	51	12	63	0	0	0
1stDomain.net, division of G+D International LLC	8,824	1,967	10,791	1,341	1	1	2	0	0	0
A Technology Company, Inc. d/b/a namesystem.com	5,891	999	6,890	187	12	5	17	0	0	0
AAAQ.COM, Inc.	25,293	3,946	29,239	826	6	2	8	0	0	0
Abacus America, Inc. dba Names4Ever	138,344	22,692	161,036	5,142	1,561	322	1,883	19	1	20
ABR Products, Inc. dba Nitin Networks	1,479	210	1,689	5	10	4	14	0	0	0
Active ISP ASA	57,183	10,747	67,930	293	1,311	234	1,545	6	1	7
Address Creation	10,104	1,356	11,460	427	157	37	194	1	0	1
Alices Registry, Inc.	1,175	171	1,346	15	12	4	16	0	0	0
All West Communications, Inc. d/b/a AW Registry	21,912	3,634	25,546	1,634	524	109	633	5	0	5
Alldomains.com Inc.	92,736	13,774	106,510	3,570	1,064	205	1,269	14	1	15
AllGlobalNames S.A.	1,822	463	2,285	88	0	5	5	0	0	0
America Online, Inc. dba AOL and/or CompuServe-AOL	4,899	1,622	6,521	77	0	0	0	0	0	0
Arsys Internet, S.L. d/b/a NICLINE.COM	45,441	6,470	51,911	251	156	19	175	1	0	1
Ascio Technologies, Inc.	114,578	26,833	141,411	1,316	567	135	702	18	2	20
AtCom Technology LLC	8,771	1,579	10,350	487	3	0	3	0	0	0
AusRegistry Group Pty. Ltd.	674	96	770	0	18	1	19	0	0	0
BB Online UK Ltd	11,546	2,064	13,610	328	246	38	284	0	0	0
Best Registration Services, Inc	860	99	959	49	1	0	1	0	0	0
Bizcn.com, Inc.	25,568	5,964	31,532	272	30	8	38	0	0	0
Blueberry Hill Comm., Inc. dba 4Domains.com	13,199	1,511	14,710	300	132	32	164	0	0	0
BookMyName SAS	22,905	4,214	27,119	326	156	18	174	1	0	1
BulkRegister, LLC.	1,010,487	148,078	1,158,565	33,392	16,805	2,934	19,739	108	12	120
CADIware AG	3	0	3	0	0	0	0	0	0	0
Capital Networks Pty LTD	37,818	5,277	43,095	2,489	702	135	837	3	1	4

The following information is provided as required by the ICANN/VeriSign Registry Agreements (.com, Section 8; and .net, Section 3.15; and requirements 5, 6, 13 and 14 in Appendix T for both agreements). As stated in Appendix T, the following information "shall be kept confidential by ICANN until three months after the end of the month to which the report relates."

Total REGISTRATIONS in the VeriSign Registry Database and NAME SERVER COUNT as of September, 2003					September 2003 GROSS DELETES			September 2003 RESTORES		
REGISTRAR	COM	NET	Total Names	Name Servers	COM	NET	Total	COM	NET	Total
CAT, Inc. d/b/a Namezero.com	5,669	834	6,503	28	1	1	2	0	0	0
Catalog.com, Inc.	31,061	3,862	34,923	320	1,064	157	1,221	11	2	13
Central Registrar, Inc. d/b/a DomainMonger.Com	2,729	540	3,269	0	0	0	0	0	0	0
CommuniGal Communications Ltd	9,405	1,274	10,679	169	29	4	33	1	0	1
Computer Services Langenbach GmbH dba joker.com	370,356	83,886	454,242	13,905	6,216	1,484	7,700	21	1	22
ComputerDataNetworks dba shop4domain/netonedomains	2,407	247	2,654	37	139	18	157	3	0	3
CORE Internet Council of Registrars	294,134	67,457	361,591	12,899	3,610	815	4,425	203	23	226
Corporate Domains, Inc.	3,089	967	4,056	123	3	0	3	0	0	0
Cronon AG Berlin, Niederlassung Regensburg	51,497	18,021	69,518	2,033	485	204	689	2	2	4
Cyidentity, Inc. d/b/a Cypack.com-Core	1,691	380	2,071	31	1	0	1	0	0	0
Deutsche Telekom AG	21,021	5,634	26,655	442	94	36	130	2	0	2
Direct Information Pvt. Ltd., dba Directl.com	61,378	8,955	70,333	4,629	995	136	1,131	12	0	12
Dodora Unified Communications, Inc.	4,627	743	5,370	133	6	2	8	0	0	0
Domain Bank, Inc.	142,434	21,448	163,882	3,000	2,941	470	3,411	65	7	72
Domain Monkeys, LLC	862	82	944	0	1	0	1	0	0	0
Domain Registration Services	27,552	3,886	31,438	1,978	422	62	484	9	1	10
Domain The Net Technologies (2)	1,037	149	1,186	0	8	6	14	0	0	0
Domain The Net Technologies Ltd.	635	75	710	23	0	0	0	0	1	1
DomainDiscover	370,177	75,459	445,636	8,275	4,953	899	5,852	6	0	6
Domaininfo AB d/b/a domaininfo.com	22,516	5,682	28,198	3,750	129	28	157	0	0	0
Domain-It, Inc.	135	6	141	0	2	0	2	0	0	0
DomainName, Inc.	7,109	1,002	8,111	20	279	41	320	1	0	1
DomainPeople, Inc.	117,854	16,626	134,480	8,785	2,183	319	2,502	6	0	6
DomainProcessor.com	1,212	177	1,389	20	0	0	0	0	0	0
DomainRegistry.com, Inc.	8,862	1,252	10,114	448	259	23	282	6	1	7
DomainZoo.com, Inc.	5,438	906	6,344	174	61	6	67	5	0	5
DomReg Ltd.	16,275	6	16,281	28	0	0	0	0	0	0
DotForce Corp. d/b/a DotForce.com	1,942	310	2,252	12	0	0	0	0	0	0
Dotster, Inc.	562,183	92,557	654,740	36,974	8,844	1,525	10,369	22	2	24
Eastern Communications Co., Ltd.	5,246	575	5,821	221	137	14	151	0	0	0
easyDNS Technologies, Inc.	4,039	655	4,694	138	9	0	9	0	0	0
Easyspace LTD	117,000	19,747	136,747	2,863	1,775	340	2,115	23	4	27
EDGE Co., Ltd.	432	99	531	21	0	0	0	0	0	0

The following information is provided as required by the ICANN/VeriSign Registry Agreements (.com, Section 8; and .net, Section 3.15; and requirements 5, 6, 13 and 14 in Appendix T for both agreements). As stated in Appendix T, the following information "shall be kept confidential by ICANN until three months after the end of the month to which the report relates."

Total REGISTRATIONS in the VeriSign Registry Database and NAME SERVER COUNT as of September, 2003					September 2003 GROSS DELETES			September 2003 RESTORES		
REGISTRAR	COM	NET	Total Names	Name Servers	COM	NET	Total	COM	NET	Total
eMarkmonitor Inc. dba Markmonitor	17,904	4,388	22,292	413	10	2	12	0	0	0
EnCirca Inc	2,906	421	3,327	31	16	4	20	0	0	0
EnetRegistry.com Corporation	218	37	255	37	14	1	15	0	0	0
eNom, Inc.	1,791,635	265,274	2,056,909	75,127	32,647	5,563	38,210	7	1	8
EPAG Enter-Price Multimedia AG	41,668	17,822	59,490	441	415	225	640	0	0	0
Fabulous.com Pty Ltd.	134,437	2,610	137,047	236	17,122	251	17,373	4	0	4
Firstserver, Inc.	891	152	1,043	40	0	0	0	0	0	0
Future Media Network K.K.	592	100	692	4	0	0	0	0	0	0
Gabia, Inc.	107,119	31,742	138,861	14,069	2,936	957	3,893	10	4	14
GANDI	278,043	66,779	344,822	23,805	4,080	1,111	5,191	0	0	0
GKG.Net, Inc.	90,692	16,582	107,274	5,541	2,303	414	2,717	9	2	11
Global Media Online, Inc	180,321	39,213	219,534	26,963	2,364	612	2,976	21	5	26
Globedom Datenkommunikations GmbH	4,886	1,423	6,309	503	81	16	97	1	0	1
Go Daddy Software, Inc.	2,024,992	320,964	2,345,956	92,057	23,820	4,514	28,334	137	16	153
HANGANG Systems, Inc. d/b/a doregi.com	50,591	13,083	63,674	8,117	1,870	423	2,293	2	0	2
HiChina Web Solutions (Hong Kong) Limited	12,965	1,794	14,759	30	14	0	14	0	0	0
I.D.R. Internet Domain Registry Ltd.	2,358	144	2,502	82	30	0	30	0	0	0
iHoldings.com, Inc. d/b/a Dotregistrar.com	592,378	68,596	660,974	9,987	18,966	2,958	21,924	16	3	19
In2Net Network, Inc. dba iRegister.com	1,400	188	1,588	0	0	0	0	0	0	0
Inamepro dba Dynadot	424	93	517	37	1	0	1	0	0	0
INAMES Corp	15,230	5,537	20,767	2,720	1	1	2	0	0	0
Innerwise, Inc. d/b/a ItsYourDomain.com	320,833	44,424	365,257	8,962	6,406	983	7,389	107	9	116
Interactive Telecom Network, Inc.	1,352	136	1,488	2	0	0	0	0	0	0
Intercosmos Media Group, Inc. d/b/a directNIC.com	716,939	97,250	814,189	31,013	17,637	2,040	19,677	6	0	6
Interdomain, S.A.	33,449	5,599	39,048	711	599	53	652	20	1	21
Internetters Limited	20,831	1,675	22,506	71	0	0	0	0	0	0
Key-Systems GmbH	66,199	20,512	86,711	2,599	552	265	817	1	1	2
Korea Information Certificate Authority 2	79	4	83	0	0	0	0	0	0	0
Korea Information Certificate Authority Inc dba DomainCA	9,294	1,723	11,017	330	64	7	71	0	1	1
Melbourne IT, Ltd. d/b/a Internet Names Worldwide	1,459,034	243,558	1,702,592	34,741	24,310	4,443	28,753	67	4	71
Mobilcom City Line GmbH d/b/a freenet Datenkommunikat	237	147	384	16	0	0	0	0	0	0
Moniker Online Services, Inc.	118,581	10,830	129,411	435	378	71	449	2	0	2
Name2Host, Inc. dba name2host.com	1,354	205	1,559	5	0	0	0	0	0	0

The following information is provided as required by the ICANN/VeriSign Registry Agreements (.com, Section 8; and .net, Section 3.15; and requirements 5, 6, 13 and 14 in Appendix T for both agreements). As stated in Appendix T, the following information "shall be kept confidential by ICANN until three months after the end of the month to which the report relates."

Total REGISTRATIONS in the VeriSign Registry Database and NAME SERVER COUNT as of September, 2003					September 2003 GROSS DELETES			September 2003 RESTORES		
REGISTRAR	COM	NET	Total Names	Name Servers	COM	NET	Total	COM	NET	Total
NAMEBAY	45,362	8,382	53,744	1,987	423	116	539	2	0	2
NameEngine, Inc.	5,058	1,248	6,306	104	2	5	7	0	0	0
NameKing.com, Inc.	410	46	456	2	18	4	22	0	0	0
NameScout Corp	38,809	6,107	44,916	1,495	551	102	653	22	1	23
NamesDirect.Com, Inc.	125,810	23,005	148,815	4,871	2,718	543	3,261	3	4	7
NameSecure.com	112,511	17,999	130,510	1,661	1,217	208	1,425	1	0	1
Netbenefit PLC aka NetNames	41,572	10,355	51,927	300	51	11	62	1	1	2
Neteka, Inc. dba namesbeyond.com	5,080	699	5,779	142	73	8	81	3	1	4
Netpia.com, Inc.	45,381	12,742	58,123	4,749	1,363	382	1,745	17	2	19
Network Solutions, Inc.	5,872,985	921,880	6,794,865	369,218	115,601	18,921	134,522	1,262	101	1,363
Nominalia Internet S.L.	12,443	2,117	14,560	463	36	13	49	5	0	5
NORDNET	76,080	5,472	81,552	261	463	37	500	2	1	3
Omnis Network, LLC	17,814	2,471	20,285	1,030	342	54	396	3	0	3
OnlineNIC, Inc.	446,221	68,221	514,442	13,054	9,025	1,338	10,363	41	3	44
OVH	39,234	9,772	49,006	2,378	0	0	0	0	1	1
pairNIC	32,545	4,818	37,363	1,229	190	39	229	0	1	1
Parava Networks Inc dba RegistratYa.com nAAME.com	42,930	6,238	49,168	1,524	895	135	1,030	0	0	0
Polar Software Limited d/b/a signdomains.com	576	92	668	2	17	2	19	0	0	0
Primus Telco Pty Ltd dba PrimusDomain/PlanetDomain	36,532	6,681	43,213	3,226	693	137	830	18	2	20
PSI-Japan, Inc.	26,090	4,746	30,836	4,764	262	55	317	0	0	0
PSI-USA, Inc.	41,515	15,056	56,571	644	265	178	443	3	0	3
R&K GlobalBusinessServices, Inc. dba 000Domains.com	64,589	8,281	72,870	2,607	27	9	36	0	0	0
R. Lee Chambers Company LLC	1,593	182	1,775	15	6	2	8	0	0	0
Rebel.com Services Corp.	817	128	945	0	17	3	20	0	0	0
Register.com (2)	420	57	477	10	0	0	0	0	0	0
register.com, Inc.	2,212,894	362,648	2,575,542	112,097	42,399	7,280	49,679	359	22	381
Register.it SPA	27,567	6,021	33,588	328	214	52	266	0	0	0
Registration Technologies, Inc.	28,151	8,073	36,224	118	37	9	46	0	1	1
rockenstein AG	32	16	48	2	0	0	0	0	0	0
SafeNames Ltd	4,683	793	5,476	55	53	7	60	0	0	0
Schlund+Partner AG	504,490	167,941	672,431	3,975	5,200	1,897	7,097	8	4	12
Secura GmbH	4,079	1,315	5,394	180	119	26	145	2	1	3
Sitename.com LLC	1,690	345	2,035	0	0	0	0	0	0	0

