



Registry Operator's MONTHLY REPORT

May 2003

Prepared: June 13, 2003

**VeriSign Naming and Directory Services
21345 Ridgetop Circle
Dulles, VA 20166-6503**

As required by the ICANN/VeriSign Registry Agreements (Section 8 for .com; Section 3.15 for .net), this report provides an overview of VeriSign Registry activity through the end of the reporting month. The information is primarily presented in table and chart format with text explanations as deemed necessary. The information is provided in the order as listed in *Appendix T* of the Registry Agreements. Pursuant to the agreements, "...items 5 - 12 shall be kept confidential by ICANN until three months after the end of the month to which the report relates."

Information is organized as follows:

1.	Accredited Registrar Status.....	3
	Table 1 – Accredited Registrar Status – May 2003	3
2.	Service Level Agreement Performance.....	3
	Table 2 – Service Level Agreement Performance – May 2003.....	3
3.	TLD Zone File Access Activity	4
	Table 3 – gTLD Zone File Access Activity May 2003	4
4.	Completed SRS Software Releases.....	4
	Table 4 – Completed Shared Registration System Releases	4
5.	Domain Names Under Sponsorship – Per Registrar	5
6.	Name Servers Registered – Per Registrar	5
7.	Domain Names Registered by Registry Operator	5
8.	Whois Service Activity	5
	Table 5 – Total Monthly “Whois” Queries (millions).....	5
9.	Monthly Growth Trends.....	6
	Table 6 – Total Monthly Domain Name Transaction Trend by Category (millions).....	6
	Table 7 – Total Monthly Name Server Transactions by Category (millions)	7
10.	Total Number of Transactions by Subcategory by Month.....	7
	Table 8 – Total Monthly Domain Name Write Transactions by Subcategory (millions) 7	
	Table 9 - Total Monthly Name Server Write Transactions by Subcategory (millions)....	8
11.	Average Daily Transaction Range (In Millions).....	9
	Figure 1 – Average Daily Transaction Range.....	9
12.	TLD Geographical Registrations Distribution	9
13.	Other Information.....	9
	Table 10 – Total Monthly Transactions by Category (In Millions).....	9
	Figure 2 – Total Transactions by Month (In millions)	10
	Figure 3 – TLD Registrations Distribution –May 31, 2003.....	11

1. Accredited Registrar Status

Table 1 displays the current number and status of the ICANN accredited registrars. The registrars are grouped into three categories:

1. **Operational Registrars:** Those who have authorized access into the Shared Registration System (SRS) for processing domain name registrations.
2. **Registrars In The Ramp-Up Period:** Those who have received a password to access the Registry operational test and evaluation (OT&E) environment. The OT&E environment is provided to allow registrars to develop and test their systems with the SRS.
3. **Registrars In The Pre-Ramp-Up Period:** Those who have been sent a welcome letter from the VeriSign Registry but have not yet executed the Registry Confidentiality Agreement and/or have not yet submitted a completed Registrar Information Sheet. In most cases registrars are sent welcome letters via overnight express mail on the same day accreditation notification is received from ICANN.

Table 1 – Accredited Registrar Status – May 2003

Status	# of Registrars Current
Operational Registrars	131
Registrars In Ramp-Up Period	34
Registrars In Pre-Ramp-Up Period	23
Total	188

2. Service Level Agreement Performance

Table 2 compares Service Level Agreement (SLA) Requirements with Actual Performance for the reporting month. As required by the ICANN/VeriSign Registry Agreements (Section 21 for .com; Section 3.3 for .net), the VeriSign Registry is committed to provide service levels as specified in Appendix D of the agreements and to comply with the requirements of the SLA in Appendix E of the agreements. The SLA is incorporated into the VeriSign Registry Registrar Agreement that is executed with all operational registrars. **Note:** *The SLA permits two 12-hour windows per year to perform major upgrades.*

Table 2 – Service Level Agreement Performance – May 2003

Metric	SLA Requirement	Actual Performance
Total outage	8 hours	1 hours 53 minutes
Unplanned outage	4 hours	0 hours 00 minutes
Check domain average	3 seconds	.01 seconds
Add domain average	5 seconds	.01 seconds

3. TLD Zone File Access Activity

Table 3 summarizes the zone file access activity for the current reporting month. As required by the ICANN/VeriSign Registry Agreements (Section 21 for .com; Section 3.9 for .net), the VeriSign Registry provides third parties bulk access to the zone files for the .com and .net TLDs.

Table 3 – gTLD Zone File Access Activity May 2003

Zone file access passwords previous month	852
New zone file access passwords	27
Total zone file access approvals end of reporting month	879

4. Completed SRS Software Releases

As required by the ICANN/VeriSign Registry Agreements (Section 21 for .com; Section 3.9 for .net), **Table 4** shows significant releases that have occurred since January 2002. The VeriSign Registry Shared Registration System (SRS) is continually being improved to better meet the needs of accredited registrars.

Table 4 – Completed Shared Registration System Releases

Release Name	Features	Target Date	Complete Date
Core Release 4.0	User features required by the new agreements to include global user id, bulk transfer from one registrar to many.	19 Jan 2002	19 Jan 2002
Core Release 4.1	Support of IPv.6, exclusion of orphan A records from gTLD zones, and minor enhancements for performance	18 Jun 2002	18 Jun 2002
Core Release 5.0	Migration of CSR/Registrar Tool from Dynamo to Weblogic, merge ASCII and IDN RRP application servers, restrict registration of name servers with invalid TLDs.	28 Sep 2002	28 Sep 2002
Core Release 5.1	Add ability to Restore a domain; Sync expiration dates; addition of 3 new statuses – redemption period, pending restore, and pending delete; modifications to the CSR/Registrar tools and Whois.	25 Jan 2003	25 Jan 2003
Core Release 5.2	IDN TC/SC variant blocking, RGP monthly reports, .org name server registrations, miscellaneous bug fixes.	26 April 2003	26 April 2003
Core Release 5.2.1	Chinese IDN variants	17 May 2003	17 May 2003

Release Name	Features	Target Date	Complete Date
Core Release 5.3	IDN Punycode migration, IDN language tags, prohibited Unicode points	23 Aug 2003	

5. Domain Names Under Sponsorship – Per Registrar

This data will be provided under separate cover.

6. Name Servers Registered – Per Registrar

This data will be provided under separate cover.

7. Domain Names Registered by Registry Operator

Per the requirements of the .com registry agreement Section 24.B and the .net registry agreements Section 3.6.2, as of 30 June 2002, the following names should be in Appendix X:

THE-VERISIGN-COM-NET-REGISTRY.COM
 THE-VERISIGN-COM-NET-REGISTRY.NET
 THE-VERISIGN-REGISTRY.COM
 THE-VERISIGN-REGISTRY.NET
 THEVERISIGNREGISTRY.COM
 THEVERISIGNREGISTRY.NET
 VCNR.COM
 VCNR.NET
 VERISIGN-COM-NET-REGISTRY.COM
 VERISIGN-COM-NET-REGISTRY.NET
 VERISIGNCNR.COM
 VERISIGNCNR.NET
 VRSN-CNR.COM
 VRSN-CNR.NET
 VRSN-COM-NET-REGISTRY.COM
 VRSN-COM-NET-REGISTRY.NET
 VRSNCNR.COM
 VRSNCNR.NET
 VRSNCOMNETREGISTRY.COM
 VRSNCOMNETREGISTRY.NET

8. Whois Service Activity

Table 5 – Total Monthly “Whois” Queries (millions)

	Total Queries	Peak	Avg
Apr-02	735.4	41.4	24.5

	Total Queries	Peak	Avg
May-02	651.7	34.6	21.0
Jun-02	607.9	29.0	20.3
Jul-02	633.6	28.5	20.4
Aug-02	686.8	34.4	22.2
Sep-02	651.2	33.0	21.7
Oct-02	769.0	34.9	24.8
Nov-02	829.0	41.2	27.6
Dec-02	753.0	34.3	24.3
Jan-03	790.2	37.1	25.5
Feb-03	732.0	38.4	26.1
Mar-03	784.4	34.7	25.3
Apr-03	786.7	31.2	26.2
May-03	1040.7	45.6	33.6

9. Monthly Growth Trends

There are three main categories of monthly transactions executed by registrars via the Registry Registrar Protocol (RRP) with the Shared Registration System (SRS):

1. **Query** – This category includes the following transactions: query a domain and query a server.
2. **Write** – This category includes the following transactions: adding a new domain, deleting a domain, modifying a domain name record, renewing a domain, transferring a domain, adding a server, deleting a server and modifying a server record.
3. **Check** – This category includes the following transactions: check a domain and check a server.

Table 6 shows the number of domain name transactions for each of these categories.

Table 7 shows the number of name server transactions for each of these categories.

Table 6 – Total Monthly Domain Name Transaction Trend by Category (millions)

	Total	Query	%	Write	%	Check	%
Apr-02	1,685.5	33.3	2.0%	562.0	33.3%	1,090.3	64.7%
May-02	5,154.4	37.1	0.7%	1,795.3	34.8%	3,322.0	64.4%
Jun-02	3,236.2	23.7	0.7%	1,211.0	37.4%	2,001.5	61.8%
Jul-02	2,680.9	26.6	1.0%	1,805.2	67.3%	849.1	31.7%
Aug-02	1,661.1	34.5	2.1%	1,225.4	73.8%	401.1	24.2%
Sep-02	3,044.4	32.4	1.1%	2,533.8	83.2%	478.2	15.7%
Oct-02	4,718.9	31.8	0.7%	4,070.5	86.3%	616.6	13.1%

	Total	Query	%	Write	%	Check	%
Nov-02	4,953.5	35.6	0.7%	4,324.4	87.3%	593.5	12.0%
Dec-02	5,184.0	37.3	0.7%	4,614.3	89.0%	532.4	10.3%
Jan-03	5,238.7	45.8	0.9%	4,687.7	89.5%	505.2	9.6%
Feb-03	4,430.2	40.5	0.9%	4,079.9	92.1%	309.8	7.0%
Mar-03	4,034.1	40.6	1.0%	3,481.7	86.3%	511.8	12.7%
Apr-03	2,291.7	46.8	2.0%	1,755.5	76.6%	489.5	21.4%
May-03	1,921.6	45.6	2.4%	1436.1	74.7%	439.9	22.9%

Table 7 – Total Monthly Name Server Transactions by Category (millions)

	Total	Query	%	Write	%	Check	%
Apr-02	24.4	13.2	54.0%	0.2	0.8%	11.0	45.2%
May-02	22.7	12.8	56.4%	0.2	0.9%	9.7	42.7%
Jun-02	19.4	11.6	59.6%	0.2	1.2%	7.6	39.2%
Jul-02	20.9	11.9	57.2%	0.3	1.6%	8.6	41.2%
Aug-02	19.1	11.4	59.7%	0.2	1.1%	7.5	39.2%
Sep-02	18.4	11.4	61.8%	0.1	0.7%	6.9	37.4%
Oct-02	20.5	12.0	58.9%	0.2	0.8%	8.3	40.4%
Nov-02	20.8	13.5	65.0%	0.2	0.8%	7.1	34.2%
Dec-02	18.5	12.0	65.0%	0.2	0.9%	6.3	34.0%
Jan-03	26.0	13.9	53.5%	0.2	0.9%	11.8	45.6%
Feb-03	23.6	13.1	55.7%	0.3	1.3%	10.1	43.0%
Mar-03	25.8	13.6	52.7%	0.4	1.5%	11.8	45.8%
Apr-03	23.1	9.8	42.7%	0.4	1.8%	12.8	55.5%
May-03	15.9	4.1	25.7%	0.3	2.1%	11.5	72.2%

10. Total Number of Transactions by Subcategory by Month

Table 8 shows the number of domain name ‘write’ transactions. Table 9 shows the number of name server ‘write’ transactions.

Table 8 – Total Monthly Domain Name Write Transactions by Subcategory (millions)

	Total	Add	Delete	Modify	Renew	Transfer
Apr-02	562.0	550.7	3.1	7.0	0.6	0.6
May-02	1,795.3	1,783.8	2.2	7.8	0.6	0.9
Jun-02	1,211.0	1,202.9	1.4	5.5	0.5	0.6
Jul-02	1,805.2	1,797.3	1.1	5.5	0.5	0.8
Aug-02	1,225.4	1,213.1	1.2	9.7	0.5	0.9
Sep-02	2,533.8	2,526.1	0.9	5.2	0.6	1.0

	Total	Add	Delete	Modify	Renew	Transfer
Oct-02	4,070.5	4,060.1	1.0	7.6	0.5	1.3
Nov-02	4,324.4	4,312.4	0.9	9.4	0.6	1.2
Dec-02	4,614.3	4,606.9	0.9	5.2	0.7	0.7
Jan-03	4,687.7	4,678.5	0.9	6.5	0.9	1.1
Feb-03	4,079.9	4,070.2	0.7	7.2	0.7	1.0
Mar-03	3,481.7	3,471.3	0.9	7.6	0.8	1.0
Apr-03	1,755.5	1,745.7	1.4	6.7	0.8	0.9
May-03	1,436.1	1,426.6	1.1	6.6	0.8	0.0

Table 9 - Total Monthly Name Server Write Transactions by Subcategory (millions)

	Total	Add	Delete	Modify
Apr-02	0.18	0.14	0.02	0.03
May-02	0.21	0.15	0.03	0.03
Jun-02	0.23	0.11	0.08	0.03
Jul-02	0.34	0.08	0.21	0.04
Aug-02	0.20	0.08	0.05	0.07
Sep-02	0.14	0.08	0.03	0.03
Oct-02	0.15	0.09	0.03	0.03
Nov-02	0.17	0.11	0.03	0.03
Dec-02	0.17	0.11	0.03	0.03
Jan-03	0.22	0.16	0.03	0.03
Feb-03	0.32	0.26	0.02	0.04
Mar-03	0.40	0.34	0.03	0.03
Apr-03	0.42	0.35	0.03	0.03
May-03	0.33	0.27	0.03	0.03

11. Average Daily Transaction Range (In Millions)

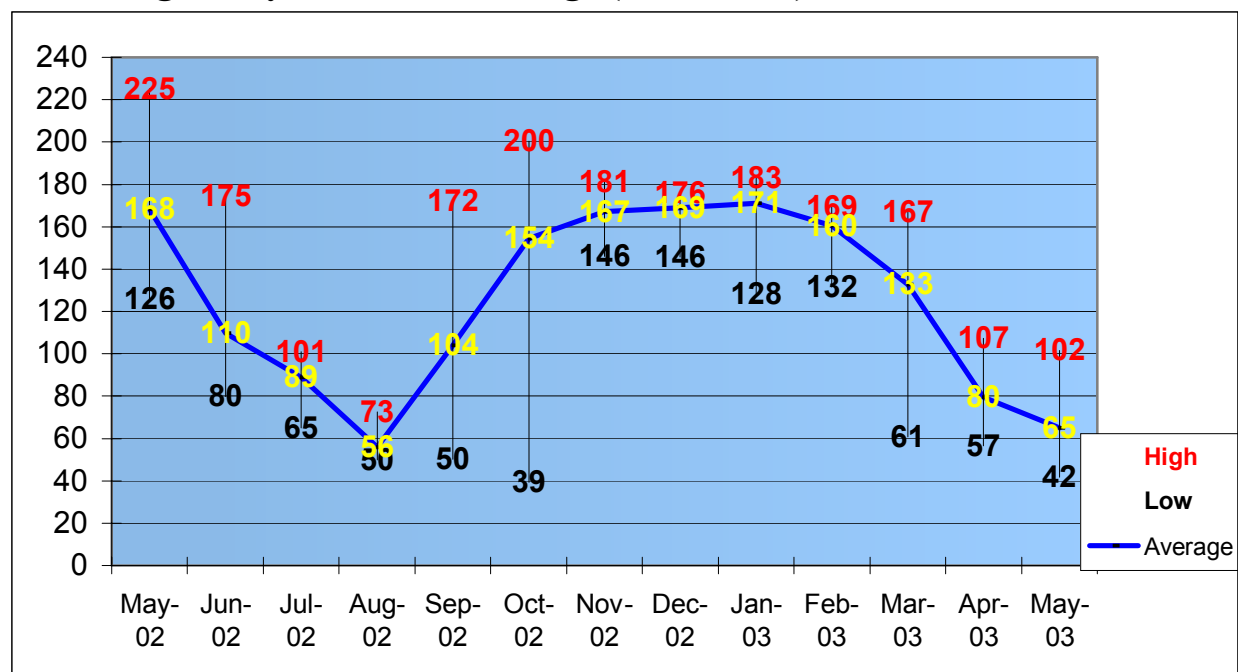


Figure 1 – Average Daily Transaction Range

12. TLD Geographical Registrations Distribution

The VeriSign Registry does not have registrant contact information.

13. Other Information

The following information is not required in the ICANN/VeriSign Registry Agreements but is provided as a continuation of data that was provided in monthly reports prior to the effective dates of the current agreements.

Table 10 shows the trend of total monthly transactions (domain names and name servers) for the .com and .net and TLDs.

Table 10 – Total Monthly Transactions by Category (In Millions)

	Total	Query	%	Write	%	Check	%
Apr-02	1,709.9	46.4	2.7%	562.2	32.9%	1,101.3	64.4%
May-02	5,177.0	49.9	1.0%	1,795.5	34.7%	3,331.7	64.4%
Jun-02	3,255.6	35.3	1.1%	1,211.3	37.2%	2,009.1	61.7%
Jul-02	2,701.7	38.5	1.4%	1,805.5	66.8%	857.7	31.7%
Aug-02	1,680.1	45.9	2.7%	1,225.6	72.9%	408.6	24.3%
Sep-02	3,062.7	43.8	1.4%	2,533.9	82.7%	485.1	15.8%
Oct-02	4,739.3	43.8	0.9%	4,070.7	85.9%	624.9	13.2%

	Total	Query	%	Write	%	Check	%
Nov-02	4,974.3	49.1	1.0%	4,324.6	86.9%	600.6	12.1%
Dec-02	5,202.5	49.3	0.9%	4,614.5	88.7%	538.7	10.4%
Jan-03	5,264.7	59.7	1.1%	4,688.0	89.0%	517.0	9.8%
Feb-03	4,453.8	53.7	1.2%	4,080.2	91.6%	319.9	7.2%
Mar-03	4,059.9	54.2	1.3%	3,482.1	85.8%	523.6	12.9%
Apr-03	2,314.8	56.6	2.4%	1,755.9	75.9%	502.3	21.7%
May-03	1,937.5	49.7	2.6%	1,436.4	74.1%	451.5	23.3%

Figure 2 displays the monthly growth trend in total Registry transactions (domain names and name servers) in millions for the .com and .net TLDs.

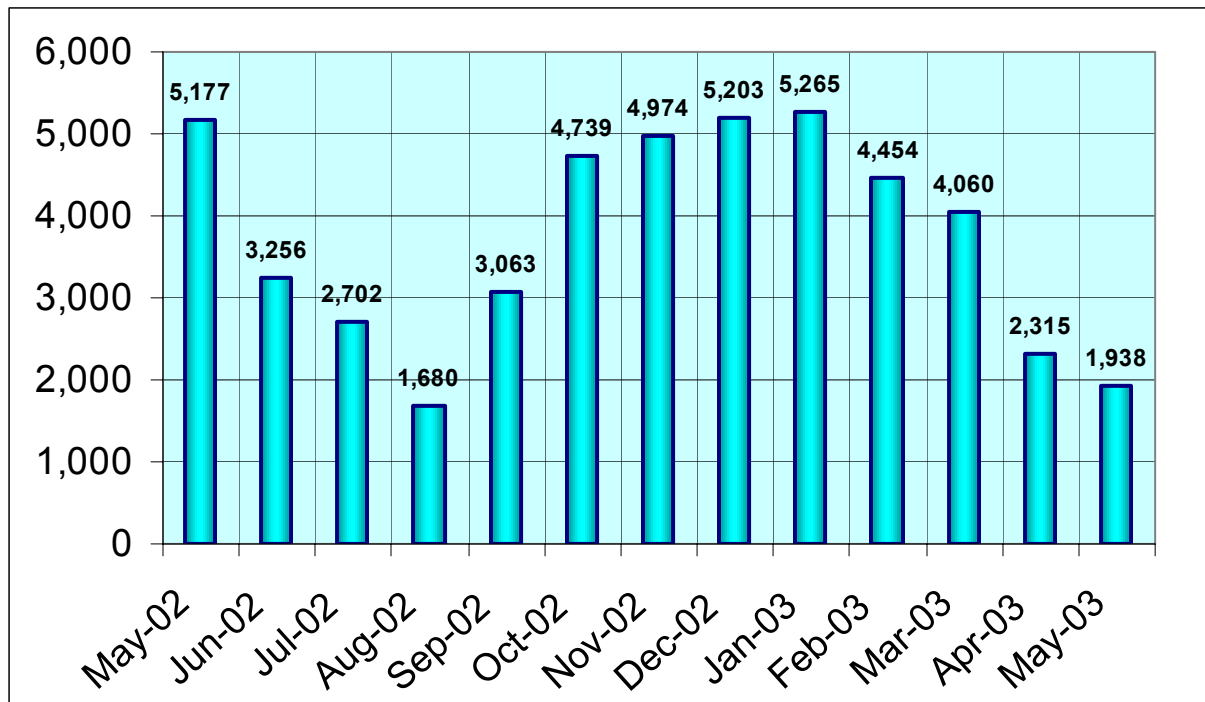


Figure 2 – Total Transactions by Month (In millions)

Figure 3 shows the percent of second-level domain names registered in each of the .com and .net gTLDs as of the end of the current reporting month.

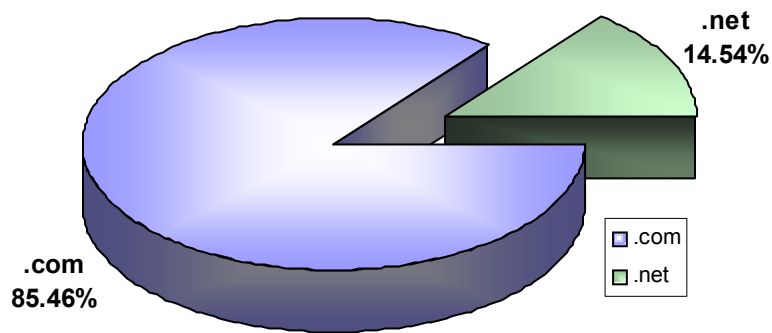


Figure 3 – TLD Registrations Distribution – May 31, 2003

The following information is provided as required by the ICANN/VeriSign Registry Agreements (.com, Section 8; .net and .org, Section 3.15; and requirements 5 and 6 in Appendix T for all three agreements). As stated in Appendix T, the following information "shall be kept confidential by ICANN until three months after the end of the month to which the report relates."

**Total Registrations and Name Server Count in the VeriSign Com Net Registry Database as of
May 31, 2003**

REGISTRAR	COM	NET	Total Domain Names	Name Servers
007Names, Inc.	1,893	267	2,160	78
1 Accredited Registrar	968	201	1,169	1
1 Domain Names International, Inc. d/b/a 1dni.com	3,485	550	4,035	114
1 eNameCo.	14,518	2,972	17,490	604
123 Easy Domain Names dba Signature Domains	14,695	5,626	20,321	400
123 Registration, Inc.	4,171	832	5,003	130
1stDomain.net, division of G+D International LLC	8,931	2,000	10,931	1,270
A Technology Company, Inc. d/b/a namesystem.com	4,171	769	4,940	140
AAAQ.COM, Inc.	1,448	243	1,691	1
Abacus America, Inc. dba Names4Ever	123,094	20,375	143,469	4,352
ABR Products, Inc. dba Nitin Networks	41	6	47	0
Active ISP ASA	58,446	11,002	69,448	278
Address Creation	9,273	1,161	10,434	392
Alices Registry, Inc.	334	63	397	12
All West Communications, Inc. d/b/a AW Registry	24,241	4,078	28,319	1,618
Alldomains.com Inc.	95,528	13,012	108,540	2,896
AllGlobalNames S.A.	904	289	1,193	53
America Online, Inc. dba AOL and/or CompuServe-AOL	4,592	1,552	6,144	77
Arsys Internet, S.L. d/b/a NICLINE.COM	33,238	4,605	37,843	89
Ascio Technologies, Inc.	94,782	23,875	118,657	1,085
AtCom Technology LLC	4,336	783	5,119	183
BB Online UK Ltd	11,206	2,079	13,285	283
Bizcn.com, Inc.	6,322	1,491	7,813	32
Blueberry Hill Comm., Inc. dba 4Domains.com	11,981	1,401	13,382	243
BookMyName SAS	17,175	3,035	20,210	218
BulkRegister.com, Inc.	1,023,255	151,565	1,174,820	30,979
Capital Networks Pty LTD	44,320	6,030	50,350	2,223
CAT, Inc. d/b/a Namezero.com	384	33	417	0
Catalog.com, Inc.	30,176	3,819	33,995	294
CommuniGal Communications Ltd	6,388	678	7,066	59
Computer Services Langenbach GmbH dba joker.com	361,364	81,855	443,219	10,772
ComputerDataNetworks dba shop4domain/netonedomains	4,049	252	4,301	31
CORE Internet Council of Registrars	341,187	80,207	421,394	12,200
Corporate Domains, Inc.	2,822	962	3,784	109
Cronon AG Berlin, Niederlassung Regensburg	47,963	17,199	65,162	1,707
Cyidentity, Inc. d/b/a Cypack.com-Core	243	89	332	10
Deutsche Telekom AG	14,072	3,643	17,715	261
Direct Information Pvt. Ltd., dba Directl.com	45,181	6,071	51,252	2,921
Dodora Unified Communications, Inc.	1,754	256	2,010	51
Domain Bank, Inc.	145,512	21,838	167,350	2,869
Domain Registration Services	28,247	4,132	32,379	1,876
Domain The Net Technologies Ltd.	353	37	390	11
DomainDiscover	346,319	72,155	418,474	7,470
Domaininfo AB d/b/a domaininfo.com	22,520	5,654	28,174	3,435

The following information is provided as required by the ICANN/VeriSign Registry Agreements (.com, Section 8; .net and .org, Section 3.15; and requirements 5 and 6 in Appendix T for all three agreements). As stated in Appendix T, the following information "shall be kept confidential by ICANN until three months after the end of the month to which the report relates."

**Total Registrations and Name Server Count in the VeriSign Com Net Registry Database as of
May 31, 2003**

REGISTRAR	COM	NET	Total Domain Names	Name Servers
DomainName, Inc.	4,390	688	5,078	20
DomainPeople, Inc.	114,271	16,985	131,256	8,009
DomainRegistry.com, Inc.	8,579	1,245	9,824	434
DomainZoo.com, Inc.	4,662	841	5,503	150
DomReg Ltd.	12,944	6	12,950	28
DotForce Corp. d/b/a DotForce.com	1,373	217	1,590	5
Dotster, Inc.	534,576	88,452	623,028	31,524
Eastern Communications Co., Ltd.	7,044	892	7,936	237
easyDNS Technologies, Inc.	2		2	0
Easyspace LTD	116,364	19,705	136,069	2,687
eMarkmonitor Inc. dba Markmonitor	12,417	3,010	15,427	344
EnCirca Inc	2,058	291	2,349	19
EnetRegistry.com Corporation	359	62	421	38
eNom, Inc.	1,546,505	223,628	1,770,133	56,367
EPAG Enter-Price Multimedia AG	47,943	21,220	69,163	407
Fabulous.com Pty Ltd.	123,421	2,087	125,508	179
Firstserver, Inc.	1		1	2
FunPeas Media Ventures, LLC	618	85	703	8
Future Media Network K.K.	132	29	161	3
Gabia, Inc.	123,758	33,012	156,770	13,547
GANDI	273,159	66,375	339,534	19,886
GKG.Net, Inc.	85,458	15,610	101,068	4,599
Global Media Online, Inc	192,272	41,332	233,604	24,840
Globedom Datenkommunikations GmbH	4,484	1,310	5,794	446
Go Daddy Software, Inc.	1,666,781	272,341	1,939,122	69,950
HANGANG Systems, Inc. d/b/a doregi.com	63,827	16,683	80,510	7,937
I.D.R. Internet Domain Registry Ltd.	1,849	116	1,965	74
iHoldings.com, Inc. d/b/a Dotregistrar.com	574,975	69,640	644,615	8,632
INAMES Corp	5,085	1,810	6,895	890
Innerwise, Inc. d/b/a ltsYourDomain.com	302,432	42,667	345,099	7,742
Interactive Telecom Network, Inc.	1,362	138	1,500	2
Intercosmos Media Group, Inc. d/b/a directNIC.com	675,531	90,829	766,360	26,024
Interdomain, S.A.	31,511	5,434	36,945	673
Internetters Limited	19,300	1,507	20,807	47
Key-Systems GmbH	42,921	12,224	55,145	2,003
Korea Information Certificate Authority Inc dba DomainCA.co	8,216	1,533	9,749	259
Melbourne IT, Ltd. d/b/a Internet Names Worldwide	1,396,849	235,539	1,632,388	19,745
Mobilcom City Line GmbH d/b/a freenet Datenkommunikatio	190	136	326	10
Moniker Online Services, Inc.	92,560	9,004	101,564	276
Name2Host, Inc. dba name2host.com	131	29	160	0
NAMEBAY	41,497	7,707	49,204	1,606
NameEngine, Inc.	7,018	1,754	8,772	139
NameScout Corp	35,618	5,777	41,395	1,210
NamesDirect.Com, Inc.	110,361	20,166	130,527	3,431
NameSecure.com	106,776	17,465	124,241	1,477
Netbenefit PLC aka NetNames	36,551	9,346	45,897	230
Neteka, Inc. dba namesbeyond.com	4,951	692	5,643	103

The following information is provided as required by the ICANN/VeriSign Registry Agreements (.com, Section 8; .net and .org, Section 3.15; and requirements 5 and 6 in Appendix T for all three agreements). As stated in Appendix T, the following information "shall be kept confidential by ICANN until three months after the end of the month to which the report relates."

**Total Registrations and Name Server Count in the VeriSign Com Net Registry Database as of
May 31, 2003**

REGISTRAR	COM	NET	Total Domain Names	Name Servers
Netpia.com, Inc.	61,333	15,278	76,611	4,430
Network Solutions, Inc.	6,202,052	1,028,552	7,230,604	348,207
Nominalia Internet S.L.	6,639	1,145	7,784	371
NORDNET	74,848	5,368	80,216	229
Omnis Network, LLC	13,668	1,899	15,567	765
OnlineNIC, Inc.	434,576	64,448	499,024	8,915
OVH	28,114	6,928	35,042	1,641
pairNIC	26,096	3,887	29,983	923
Parava Networks Inc dba RegistratYa.com nAame.com	40,016	6,080	46,096	1,343
Primus Telco Pty Ltd dba PrimusDomain/PlanetDomain	27,725	5,019	32,744	2,254
PSI-Japan, Inc.	25,821	4,881	30,702	4,715
PSI-USA, Inc.	9,724	3,965	13,689	159
R&K GlobalBusinessServices, Inc. dba 000Domains.com	37,457	4,865	42,322	1,350
R. Lee Chambers Company LLC	414	53	467	5
Register.com (2)	423	57	480	8
register.com, Inc.	2,267,963	373,957	2,641,920	105,627
Register.it SPA	22,492	4,968	27,460	215
Registration Technologies, Inc.	22,343	7,822	30,165	99
SafeNames Ltd	2,145	337	2,482	30
Schlund+Partner AG	463,026	157,784	620,810	2,973
Secura GmbH	3,891	1,315	5,206	165
Sitename.com LLC	884	180	1,064	0
Spot Domain LLC dba Domainsite.com	15,278	2,853	18,131	266
Stargate.com, Inc.	148,515	25,521	174,036	6,620
Terminated Registrar	14		14	0
The Name It Corporation dba aitdomains.com	77,538	11,243	88,781	3,204
The Registry at Info Avenue d/b/a IA Registry	117,542	6,742	124,284	433
TLDs, Inc. dba SRSplus	66,829	13,395	80,224	2,582
Today and Tomorrow Co. Ltd.	16,640	4,846	21,486	1,068
TotalRegistrations	39,928	8,019	47,947	1,605
Transpac	22,755	3,110	25,865	516
Tucows, Inc.	2,601,050	438,553	3,039,603	95,359
Universal Registration Services, Inc.	9,663	1,747	11,410	19
Verisign Global Registry Services	10	10	20	10
Virtual Internet Plc.	1,529	297	1,826	12
Web Commerce Communications Limited dba WebNic.cc	5,525	951	6,476	341
Wild West Domains, Inc.	168,563	24,940	193,503	5,614
Wooho T&C Co., Ltd. d/b/a rgnames.com	9,785	2,197	11,982	432
Xin Net Corp.	169,703	26,296	195,999	11,139
YesNIC Co. Ltd.	177,819	44,954	222,773	24,289
TOTALS	24,879,300	4,232,823	29,112,123	1,045,999