



Registry Operator's MONTHLY REPORT

February 2002

Prepared: March 15, 2002

**VeriSign Global Registry Services
21345 Ridgetop Circle
Dulles, VA 20166-6503**

VeriSign Registry Monthly Report – February 2002

As required by the ICANN/VeriSign Registry Agreements (Section 8 for .com; Section 3.15 for .net and .org), this report provides an overview of VeriSign Registry activity through the end of the reporting month. The information is primarily presented in table and chart format with text explanations as deemed necessary. The information is provided in the order as listed in *Appendix T* of the Registry Agreements. Pursuant to the agreements, "...items 5 - 12 shall be kept confidential by ICANN until three months after the end of the month to which the report relates."

Information is organized as follows:

1.	Accredited Registrar Status.....	3
	Table 1 – Accredited Registrar Status – February 2002.....	3
2.	Service Level Agreement Performance.....	3
	Table 2 – Service Level Agreement Performance –February 2002.....	3
3.	TLD Zone File Access Activity	4
	Table 3 – gTLD Zone File Access Activity February 2002	4
4.	Completed SRS Software Releases.....	4
5.	Domain Names Under Sponsorship – Per Registrar	5
6.	Name Servers Registered – Per Registrar	5
7.	Domain Names Registered by Registry Operator	5
8.	Whois Service Activity	6
	Table 5 – Total Monthly “Whois” Queries (millions).....	6
9.	Monthly Growth Trends.....	6
	Table 6 – Total Monthly Domain Name Transaction Trend by Category (millions).....	6
	Table 7 –Total Monthly Name Server Transactions by Category (millions)	7
10.	Total Number of Transactions by Subcategory by Month	7
	Table 9 - Total Monthly Name Server Write Transactions by Subcategory (millions)....	7
11.	Average Daily Transaction Range (In Millions).....	8
	Figure 1 – Average Daily Transaction Range.....	8
12.	TLD Geographical Registrations Distribution	8
13.	Other Information.....	9
	Table 10 – Total Monthly Transactions by Category (In Millions).....	9
	Figure 2 – Total Transactions by Month (In millions)	10
	Figure 3 – TLD Registrations Distribution – February 28, 2002	10

VeriSign Registry Monthly Report – February 2002

1. Accredited Registrar Status

Table 1 displays the current number and status of the ICANN accredited registrars. The registrars are grouped into three categories:

1. **Operational Registrars:** Those who have authorized access into the Shared Registration System (SRS) for processing domain name registrations.
2. **Registrars In The Ramp-Up Period:** Those who have received a password to access the Registry operational test and evaluation (OT&E) environment. The OT&E environment is provided to allow registrars to develop and test their systems with the SRS.
3. **Registrars In The Pre-Ramp-Up Period:** Those who have been sent a welcome letter from the VeriSign Registry but have not yet executed the Registry Confidentiality Agreement and/or have not yet submitted a completed Registrar Information Sheet. In most cases registrars are sent welcome letters via overnight express mail on the same day accreditation notification is received from ICANN.

Table 1 – Accredited Registrar Status – February 2002

Status	# of Registrars
Operational Registrars	99
Registrars In Ramp-Up Period	43
Registrars In Pre-Ramp-Up Period	38
Total	180

2. Service Level Agreement Performance

Table 2 compares Service Level Agreement (SLA) Requirements with Actual Performance for the reporting month. As required by the ICANN/VeriSign Registry Agreements (Section 21 for .com; Section 3.3 for .net and .org), the VeriSign Registry is committed to provide service levels as specified in Appendix D of the agreements and to comply with the requirements of the SLA in Appendix E of the agreements. The SLA is incorporated into the VeriSign Registry Registrar Agreement that is executed with all operational registrars. **Note:** *The SLA permits two 12-hour windows per year to perform major upgrades.*

Table 2 – Service Level Agreement Performance –February 2002

Metric	SLA Requirement	Actual Performance
Total outage	8 hours	3 hours 39 minutes
Unplanned outage	4 hours	0 hours 00 minutes
Check domain average	3 seconds	.01 seconds
Add domain average	5 seconds	.01 seconds

VeriSign Registry Monthly Report – February 2002

3. TLD Zone File Access Activity

Table 3 summarizes the zone file access activity for the current reporting month. As required by the ICANN/VeriSign Registry Agreements (Section 21 for .com; Section 3.9 for .net and .org), the VeriSign Registry provides third parties bulk access to the zone files for the .com, .net, and .org TLDs.

Table 3 – gTLD Zone File Access Activity February 2002

Zone file access passwords previous month	506
New zone file access passwords	32
Total zone file access approvals end of reporting month	538

**On July 31, 2001 the total zone file access count was 1,131 under the old Registry agreement. In July a new ICANN Zone File Access agreement was sent out and as of August 31st only 340 had returned the signed agreement and currently have zone access.

4. Completed SRS Software Releases

As required by the ICANN/VeriSign Registry Agreements (Section 21 for .com; Section 3.9 for .net and .org), **Table 4** shows significant releases that have occurred since January 2001. The VeriSign Registry Shared Registration System (SRS) is continually being improved to better meet the needs of accredited registrars.

Table 4 – Completed Shared Registration System Releases

Release Name	Features	Target Date	Complete Date
Multilingual	Start of resolution stage, phase 1.	Dec 00	15 Jan 01
Fairfax 1	Improvements in data integrity and serviceability	Mid February	24 Feb 01
Multilingual	Addition of code points to support European languages	26 Feb 01	26 Feb 01
Multilingual	Start of resolution phase 2	Mid March	19 April 01
Multilingual	Addition of code points to support Southeast Asian and Indian languages	Late March	19 April 01
Multilingual	Addition of code points to support Middle Eastern languages	Apr 01	19 April 01
Nile	User feature improvements including universal blocking required by the new agreements.	28 Sep 01	28 Sep 01
Escrow	Data escrow enhancements	31 Oct 01	14 Dec 01
Core Release 4.0	User features required by the new agreements to include global user id, bulk transfer from one registrar to many.	19 Jan 2002	19 Jan 2002

VeriSign Registry Monthly Report – February 2002

Release Name	Features	Target Date	Complete Date
Core Release 4.1	Support of IPv.6, exclusion of orphan A records from gTLD zones, and minor enhancements for performance	15 May 2002	

5. Domain Names Under Sponsorship – Per Registrar

This data will be provided under separate cover.

6. Name Servers Registered – Per Registrar

This data will be provided under separate cover.

7. Domain Names Registered by Registry Operator

Per the requirements of the .com registry agreement Section 24.B and the .net/.org registry agreements Section 3.6.2, as of 31 December 2001, the following names should be in Appendix X:

Verisign Global Registry Services THE-VERISIGN-COM-NET-REGISTRY.COM
Verisign Global Registry Services THE-VERISIGN-COM-NET-REGISTRY.NET
Verisign Global Registry Services THE-VERISIGN-COM-NET-REGISTRY.ORG
Verisign Global Registry Services THE-VERISIGN-REGISTRY.COM
Verisign Global Registry Services THE-VERISIGN-REGISTRY.NET
Verisign Global Registry Services THE-VERISIGN-REGISTRY.ORG
Verisign Global Registry Services THEVERISIGNREGISTRY.COM
Verisign Global Registry Services THEVERISIGNREGISTRY.NET
Verisign Global Registry Services THEVERISIGNREGISTRY.ORG
Verisign Global Registry Services VCNR.COM
Verisign Global Registry Services VCNR.NET
Verisign Global Registry Services VCNR.ORG
Verisign Global Registry Services VERISIGN-COM-NET-REGISTRY.COM
Verisign Global Registry Services VERISIGN-COM-NET-REGISTRY.NET
Verisign Global Registry Services VERISIGN-COM-NET-REGISTRY.ORG
Verisign Global Registry Services VERISIGNCNR.COM
Verisign Global Registry Services VERISIGNCNR.NET
Verisign Global Registry Services VERISIGNCNR.ORG
Verisign Global Registry Services VRSN-CNR.COM
Verisign Global Registry Services VRSN-CNR.NET
Verisign Global Registry Services VRSN-CNR.ORG
Verisign Global Registry Services VRSN-COM-NET-REGISTRY.COM
Verisign Global Registry Services VRSN-COM-NET-REGISTRY.NET
Verisign Global Registry Services VRSN-COM-NET-REGISTRY.ORG
Verisign Global Registry Services VRSNCNR.COM
Verisign Global Registry Services VRSNCNR.NET
Verisign Global Registry Services VRSNCNR.ORG
Verisign Global Registry Services VRSNCOMNETREGISTRY.COM
Verisign Global Registry Services VRSNCOMNETREGISTRY.NET
Verisign Global Registry Services VRSNCOMNETREGISTRY.ORG

8. Whois Service Activity

Table 5 – Total Monthly “Whois” Queries (millions)

	Total Queries	Peak	Avg
Jun-01	645.3	30.8	23.1
Jul-01	627.8	30.8	20.3
Aug-01	595.8	22.4	19.2
Sep-01	519.2	23.3	17.3
Oct-01	478.7	21.4	15.4
Nov-01	460.1	27.1	15.3
Dec-01	739.0	29.3	23.8
Jan-02	740.3	39.8	23.9
Feb-02	701.4	33.2	25.0

9. Monthly Growth Trends

There are three main categories of monthly transactions executed by registrars via the Registry Registrar Protocol (RRP) with the Shared Registration System (SRS):

1. **Query** – This category includes the following transactions: query a domain and query a server.
2. **Write** – This category includes the following transactions: adding a new domain, deleting a domain, modifying a domain name record, renewing a domain, transferring a domain, adding a server, deleting a server and modifying a server record.
3. **Check** – This category includes the following transactions: check a domain and check a server.

Table 6 shows the number of domain name transactions for each of these categories.

Table 7 shows the number of name server transactions for each of these categories.

Table 6 – Total Monthly Domain Name Transaction Trend by Category (millions)

	Total	Query	%	Write	%	Check	%
May-01	877.4	42.0	4.8%	7.3	0.8%	828.2	94.4%
Jun-01	1,202.4	36.5	3.0%	46.1	3.8%	1,119.8	93.1%
Jul-01	1,577.6	37.4	2.4%	36.6	2.3%	1,503.6	95.3%
Aug-01	1,410.9	32.7	2.3%	67.2	4.8%	1,311.1	92.9%
Sep-01	2,607.0	27.2	1.0%	69.0	2.6%	2,510.8	96.3%
Oct-01	2,524.8	26.6	1.1%	57.9	2.3%	2,440.4	96.7%
Nov-01	3,627.0	27.8	0.8%	210.3	5.8%	3,388.9	93.4%
Dec-01	4,069.9	42.8	1.1%	428.5	10.5%	3,598.5	88.4%

VeriSign Registry Monthly Report – February 2002

	Total	Query	%	Write	%	Check	%
Jan-02	3,478.5	39.8	1.1%	439.5	12.6%	2,999.2	86.2%
Feb-02	3,191.9	37.6	1.2%	345.7	10.8%	2,808.6	88.0%

Table 7 – Total Monthly Name Server Transactions by Category (millions)

	Total	Query	%	Write	%	Check	%
May-01	9.0	3.0	33.3%	0.8	9.2%	5.2	57.6%
Jun-01	10.9	3.7	33.6%	0.8	7.8%	6.4	58.7%
Jul-01	12.0	5.0	41.4%	0.8	6.3%	6.3	52.3%
Aug-01	9.8	3.5	35.6%	0.9	9.1%	5.4	55.3%
Sep-01	9.8	3.0	31.1%	0.7	6.7%	6.1	62.1%
Oct-01	20.6	12.3	59.6%	0.8	3.7%	7.6	36.7%
Nov-01	32.6	12.7	38.9%	0.6	1.9%	19.3	59.2%
Dec-01	26.7	11.4	42.6%	0.5	1.9%	14.8	55.5%
Jan-02	28.4	14.7	52.0%	0.6	2.0%	13.0	46.0%
Feb-02	20.4	12.3	60.2%	0.5	2.4%	7.6	37.4%

10. Total Number of Transactions by Subcategory by Month

Table 8 shows the number of domain name ‘write’ transactions. **Table 9** shows the number of name server ‘write’ transactions.

Table 8 – Total Monthly Domain Name Write Transactions by Subcategory (millions)

	Total	Add	Delete	Modify	Renew	Transfer
May-01	7.3	2.2	0.7	3.4	0.4	0.5
Jun-01	46.1	39.2	1.3	4.0	0.7	0.9
Jul-01	36.6	30.6	1.0	3.8	0.6	0.6
Aug-01	67.2	60.8	1.1	4.1	0.7	0.5
Sep-01	69.0	63.3	1.3	3.4	0.5	0.5
Oct-01	57.9	51.6	1.2	4.0	0.5	0.5
Nov-01	210.3	203.3	1.7	4.3	0.5	0.5
Dec-01	428.5	419.5	1.6	6.3	0.5	0.6
Jan-02	439.5	428.6	1.1	8.2	0.7	0.8
Feb-02	345.7	333.4	1.6	9.4	0.7	0.6

Table 9 - Total Monthly Name Server Write Transactions by Subcategory (millions)

	Total	Add	Delete	Modify
May-01	0.83	0.80	0.01	0.02

VeriSign Registry Monthly Report – February 2002

	Total	Add	Delete	Modify
Jun-01	0.85	0.82	0.01	0.02
Jul-01	0.75	0.71	0.01	0.03
Aug-01	0.89	0.84	0.01	0.03
Sep-01	0.66	0.59	0.05	0.02
Oct-01	0.77	0.69	0.05	0.03
Nov-01	0.62	0.56	0.02	0.04
Dec-01	0.50	0.44	0.02	0.04
Jan-02	0.57	0.52	0.01	0.04
Feb-02	0.49	0.45	0.01	0.03

11. Average Daily Transaction Range (In Millions)

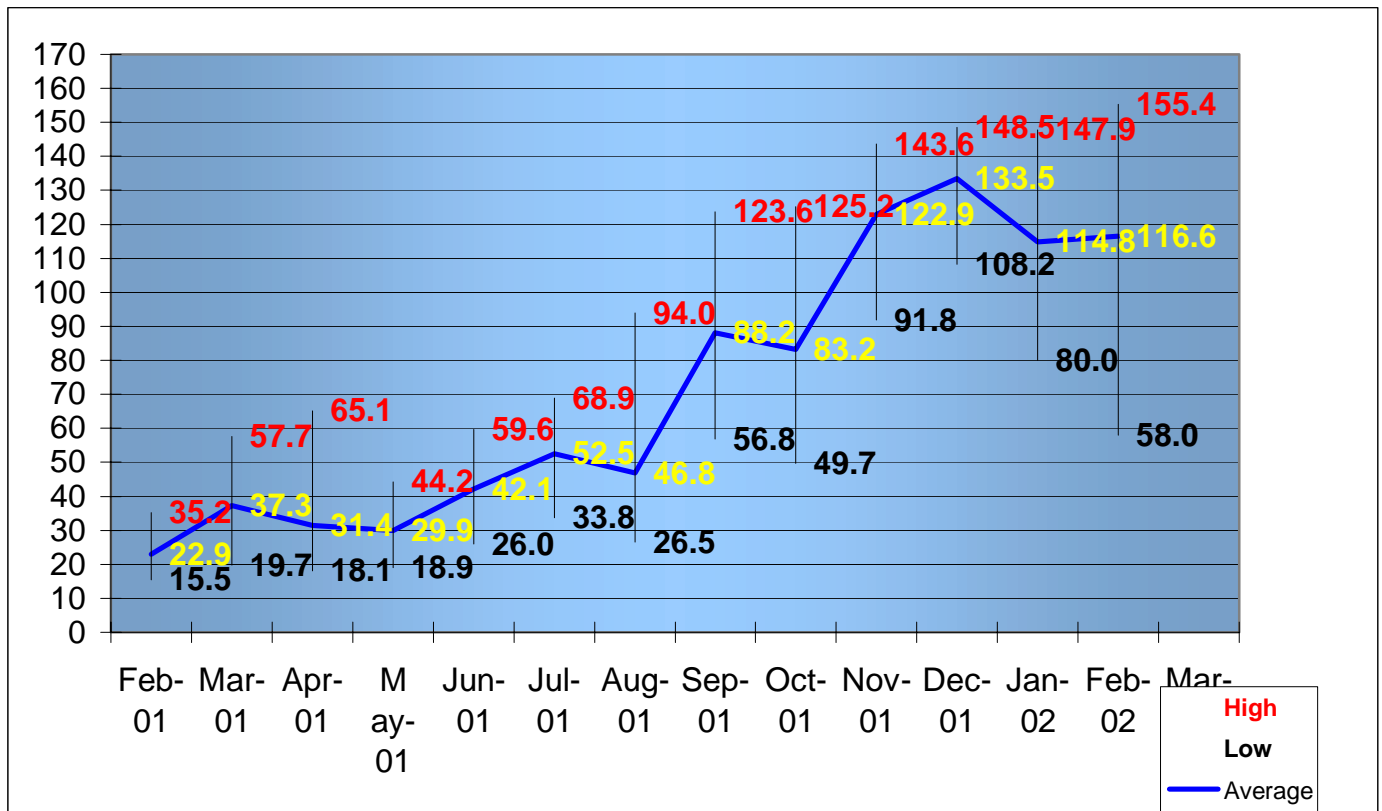


Figure 1 – Average Daily Transaction Range

12. TLD Geographical Registrations Distribution

The VeriSign Registry does not have registrant contact information.

VeriSign Registry Monthly Report – February 2002

13. Other Information

The following information is not required in the ICANN/VeriSign Registry Agreements but is provided as a continuation of data that was provided in monthly reports prior to the effective dates of the current agreements.

Table 10 shows the trend of total monthly transactions (domain names and name servers) for the .com, .net and .org TLDs.

Table 10 – Total Monthly Transactions by Category (In Millions)

	Total	Query	%	Write	%	Check	%
Aug-00	521.1	14.6	2.8%	6.0	1.1%	500.6	96.1%
Sep-00	526.5	15.6	3.0%	7.7	1.5%	503.2	95.6%
Oct-00	525.9	24.1	4.6%	7.7	1.5%	494.1	94.0%
Nov-00	609.2	18.8	3.1%	7.8	1.3%	582.6	95.6%
Dec-00	549.1	20.0	3.6%	8.7	1.6%	520.4	94.8%
Jan-01	520.7	29.2	5.6%	9.0	1.7%	482.5	92.7%
Feb-01	613.2	33.5	5.5%	11.5	1.9%	568.1	92.7%
Mar-01	1,115.4	46.5	4.2%	9.8	0.9%	1,059.1	95.0%
Apr-01	899.6	34.0	3.8%	8.8	1.0%	856.8	95.2%
May-01	886.4	45.0	5.1%	8.1	0.9%	833.4	94.0%
Jun-01	1,213.3	40.1	3.3%	46.9	3.9%	1,126.2	92.8%
Jul-01	1,589.6	42.3	2.7%	37.4	2.4%	1,509.9	95.0%
Aug-01	1,420.7	36.2	2.5%	68.1	4.8%	1,316.5	92.7%
Sep-01	2,616.8	30.2	1.2%	69.7	2.7%	2,516.9	96.2%
Oct-01	2,545.4	38.9	1.5%	58.6	2.3%	2,447.9	96.2%
Nov-01	3,659.6	40.5	1.1%	210.9	5.8%	3,408.3	93.1%
Dec-01	4,096.6	54.2	1.3%	429.0	10.5%	3,613.3	88.2%
Jan-02	3,506.8	54.5	1.6%	440.1	12.5%	3,012.2	85.9%
Feb-02	3,212.2	49.8	1.6%	346.2	10.8%	2,816.2	87.7%

VeriSign Registry Monthly Report – February 2002

Figure 2 displays the monthly growth trend in total Registry transactions (domain names and name servers) in millions for the .com, .net and .org TLDs.

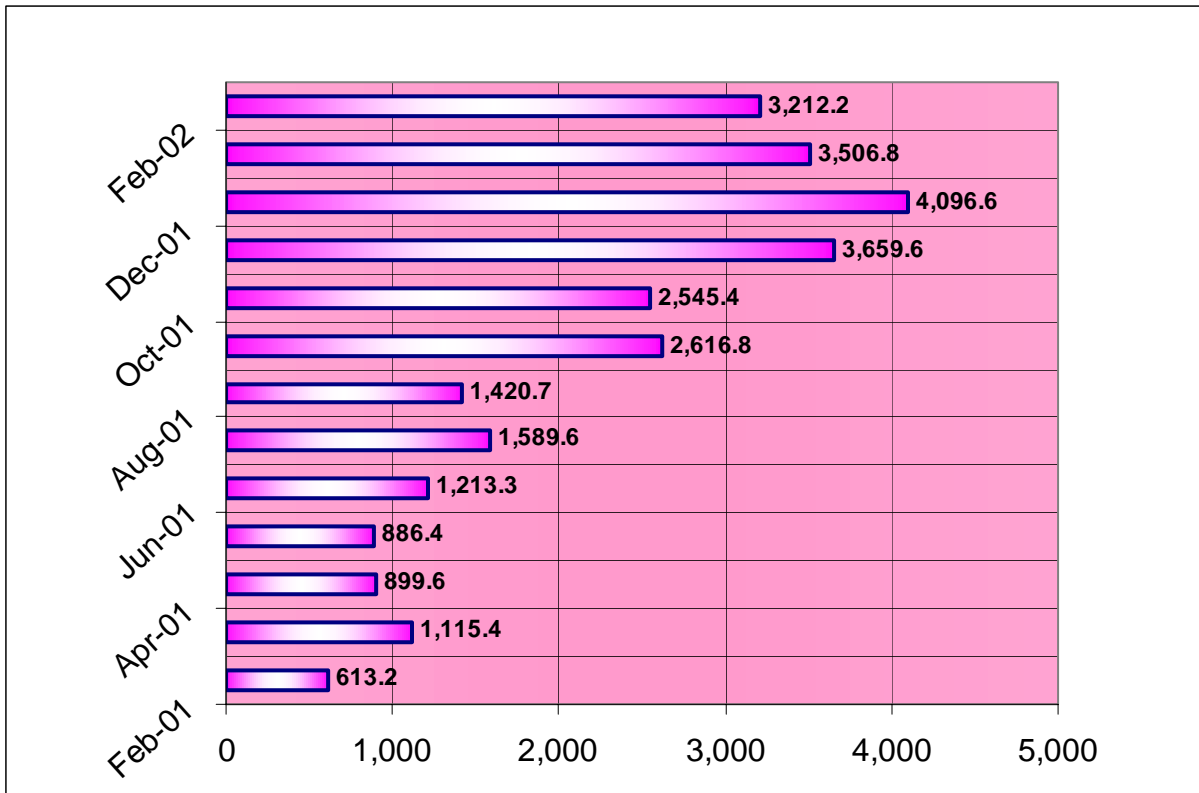


Figure 2 – Total Transactions by Month (In millions)

Figure 3 shows the percent of second-level domain names registered in each of the .com, .net and .org gTLDs as of the end of the current reporting month.

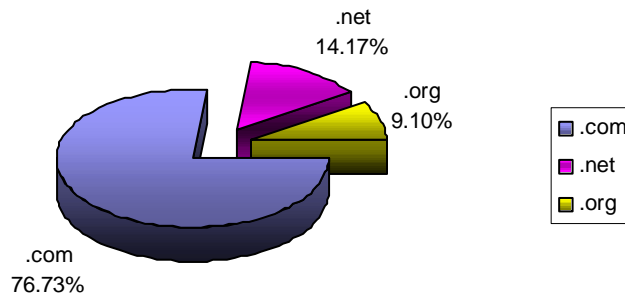


Figure 3 – TLD Registrations Distribution – February 28, 2002

The following information is provided as required by the ICANN/VeriSign Registry Agreements (.com, Section 8; .net and .org, Section 3.15; and requirements 5 and 6 in Appendix T for all three agreements). As stated in Appendix T, the following information "shall be kept confidential by ICANN until three months after the end of the month to which the report relates."

Total Registrations in the VeriSign Registry Database and Name Server Count as of February 28, 2002

REGISTRAR	COM	NET	ORG	Total Domain Names	Name Servers
007Names, Inc.	1,356	206	127	1,689	33
1 Domain Names International, Inc. d/b/a 1dni.com	232	42	28	302	2
1 eNameCo.	13,155	2,966	2,618	18,739	424
123 Easy Domain Names dba Signature Domains	20,434	11,261	3,315	35,010	322
123 Registration, Inc.	1,594	333	238	2,165	58
1stDomain.net, division of G+D International LLC	10,860	2,237	1,450	14,547	1,011
A Technology Company, Inc. d/b/a namesystem.com	149	31	27	207	9
Abacus America, Inc. dba Names4Ever	105,849	17,774	10,963	134,586	3,832
ABC Telemedia AG	25,124	8,728	5,055	38,907	712
Active ISP ASA	34,303	5,848	3,345	43,496	80
Address Creation	3,488	502	409	4,399	183
Alices Registry, Inc.	11	2	5	18	5
All West Communications, Inc. d/b/a AW Registry	32,354	6,983	3,633	42,970	1,388
Alldomains.com Inc.	66,916	11,006	6,944	84,866	966
America Online, Inc. dba AOL and/or CompuServe-AOL	2,248	967	812	4,027	80
Ascio Technologies, Inc.	54,957	15,364	8,739	79,060	318
BB Online UK Ltd	6,703	1,303	811	8,817	154
Blueberry Hill Comm., Inc. dba 4Domains.com	1,607	276	228	2,111	33
BookMyName SAS	5,410	1,162	787	7,359	78
BulkRegister.com, Inc.	1,260,676	199,687	116,091	1,576,454	19,903
Capital Networks Pty LTD	26,725	4,410	2,075	33,210	935
Catalog.com, Inc.	18,980	2,496	2,403	23,879	65
Computer Services Langenbach GmbH dba joker.com	307,850	71,992	34,441	414,283	7,299
ComputerDataNetworks dba shop4domain/netonedomains	4,845	279	131	5,255	33
CORE Internet Council of Registrars	503,388	119,305	59,213	681,906	14,407
Corporate Domains, Inc.	381	191	113	685	25
Dada Spa	6,077	1,574	1,020	8,671	13
Deutsche Telekom AG			10	10	1
Direct Information Pvt. Ltd., dba Directl.com	4,780	522	415	5,717	174
Domain Bank, Inc.	187,586	27,402	16,016	231,004	2,440

The following information is provided as required by the ICANN/VeriSign Registry Agreements (.com, Section 8; .net and .org, Section 3.15; and requirements 5 and 6 in Appendix T for all three agreements). As stated in Appendix T, the following information "shall be kept confidential by ICANN until three months after the end of the month to which the report relates."

Total Registrations in the VeriSign Registry Database and Name Server Count as of February 28, 2002

REGISTRAR	COM	NET	ORG	Total Domain Names	Name Servers
Domain Registration Services	41,369	5,591	4,256	51,216	1,429
DomainDiscover	287,617	54,495	30,161	372,273	5,437
Domaininfo AB d/b/a domaininfo.com	23,515	5,587	3,480	32,582	1,881
DomainPeople, Inc.	112,371	17,278	10,267	139,916	3,798
DomainRegistry.com, Inc.	8,603	1,443	1,285	11,331	316
Domainsite.com, Inc.	12,252	2,182	1,589	16,023	100
DomainZoo.com, Inc.	4,364	1,501	862	6,727	53
Dotster, Inc.	422,762	68,249	46,559	537,570	16,041
Eastern Communications Co., Ltd.	5,928	881	317	7,126	125
Easyspace LTD	212,677	42,350	21,082	276,109	2,397
eMarkmonitor Inc. dba Markmonitor	1,752	412	370	2,534	39
EnetRegistry.com Corporation	647	98	53	798	40
eNom, Inc.	574,061	77,308	45,760	697,129	8,923
EPAG Enter-Price Multimedia AG	32,532	13,595	8,423	54,550	256
G.K. Group, L.L.C.	60,155	11,005	7,604	78,764	2,168
Gabia, Inc.	105,810	21,667	7,432	134,909	5,726
GANDI	215,569	54,023	42,292	311,884	12,650
Global Media Online, Inc	162,215	36,587	12,967	211,769	14,679
Globedom Datenkommunikations GmbH	2,047	539	257	2,843	84
Go Daddy Software, Inc.	513,172	90,579	57,497	661,248	15,929
HANGANG Systems, Inc. d/b/a doregi.com	86,722	20,427	4,884	112,033	8,642
I.D.R. Internet Domain Registry Ltd.	3,947	84	88	4,119	19
iHoldings.com, Inc. d/b/a Dotregistrar.com	395,910	53,707	23,036	472,653	3,855
Innerwise, Inc. d/b/a ItsYourDomain.com	217,962	29,390	17,462	264,814	3,375
InterAccess Co.	1,614	371	377	2,362	37
Interactive Telecom Network, Inc.	2,172	248	26	2,446	6
Intercosmos Media Group, Inc	363,447	49,638	29,061	442,146	7,962
Interdomain, S.A.	25,123	2,856	1,812	29,791	387
Internet Domain Registrars	1,098	131	91	1,320	629
Key-Systems GmbH	5,486	1,894	1,138	8,518	541
Melbourne IT, Ltd. d/b/a Internet Names Worldwide	1,215,639	208,587	119,650	1,543,876	11,064
Mobilcom City Line GmbH dba topnet AG	4	3	1	8	0
Mr.DomReg.com Inc.	1,547	999	282	2,828	70

The following information is provided as required by the ICANN/VeriSign Registry Agreements (.com, Section 8; .net and .org, Section 3.15; and requirements 5 and 6 in Appendix T for all three agreements). As stated in Appendix T, the following information "shall be kept confidential by ICANN until three months after the end of the month to which the report relates."

Total Registrations in the VeriSign Registry Database and Name Server Count as of February 28, 2002

REGISTRAR	COM	NET	ORG	Total Domain Names	Name Servers
NAMEBAY	17,292	3,222	2,157	22,671	313
NameEngine, Inc.	5,122	1,335	1,072	7,529	107
NameScout Corp	21,243	3,045	1,986	26,274	257
NamesDirect.Com, Inc.	69,848	13,171	9,181	92,200	1,215
NameSecure.com	170,604	28,116	20,068	218,788	767
NameTree, Inc.	15		1	16	0
Netbenefit PLC aka NetNames	11,874	3,322	2,456	17,652	23
Neteka, Inc	55	12	11	78	4
Netpia.com, Inc.	99,954	20,185	6,056	126,195	2,828
Network Solutions, Inc.	10,902,229	2,065,793	1,503,092	14,471,114	433,431
Nominalia Internet S.L.	1,789	398	287	2,474	321
NORDNET	52,758	3,313	2,489	58,560	93
Omnis Network, LLC	5,376	683	593	6,652	182
OnlineNIC, Inc. d/b/a China-channel.com	168,594	23,677	5,896	198,167	3,613
Parava Networks Inc dba RegistrareYa.com nAAme.com	21,722	4,668	2,677	29,067	442
pAsia, Inc.	3,002	631	268	3,901	206
Primus Telco Pty Ltd dba PrimusDomain/PlanetDomain	4,853	980	563	6,396	415
PSI-Japan, Inc.	26,905	5,252	2,029	34,186	4,265
R&K GlobalBusinessServices,Inc. dba 000Domains.com	106	22	8	136	5
register.com, Inc.	2,364,359	424,081	265,182	3,053,622	58,166
Registration Technologies, Inc.	274	54	120	448	11
Research Institute for Computer Science, Inc.	22	5	2	29	40
Schlund+Partner AG	299,140	107,142	57,933	464,215	435
Secura GmbH	3,757	1,179	810	5,746	125
Stargate Communications, Inc.	124,011	21,730	12,244	157,985	2,634
Talk.com	7	1	1	9	1
The Name It Corporation dba aitdomains.com	83,041	11,569	7,935	102,545	1,773
The Registry at Info Avenue d/b/a IA Registry	81,084	5,520	3,551	90,155	227
TLDs, Inc. dba SRSplus	10,369	2,290	1,436	14,095	284
TotalRegistrations	17,079	3,797	1,782	22,658	439
Transpac	17,371	2,601	1,719	21,691	353
Tucows, Inc.	2,267,127	406,203	248,036	2,921,366	64,492
Venture.co, Inc. dba DomainCity	15	2		17	3

The following information is provided as required by the ICANN/VeriSign Registry Agreements (.com, Section 8; .net and .org, Section 3.15; and requirements 5 and 6 in Appendix T for all three agreements). As stated in Appendix T, the following information "shall be kept confidential by ICANN until three months after the end of the month to which the report relates."

Total Registrations in the VeriSign Registry Database and Name Server Count as of February 28, 2002

REGISTRAR	COM	NET	ORG	Total Domain Names	Name Servers
Verisign Global Registry Services	10	10	10	30	8
Virtual Internet UK Ltd.	1,636	304	163	2,103	8
Wooho T&C Ltd., d/b/a rgnames.com	78	30	2	110	15
Xin Net Corp.	92,288	16,135	3,239	111,662	2,813
YesNIC Co. Ltd.	140,371	33,128	8,384	181,883	12,265
TOTALS	24,913,507	4,602,160	2,955,322	32,470,989	776,220