

Th



Registry Operator's MONTHLY REPORT

July 2001

Prepared: August 15, 2001

**VeriSign Global Registry Services
21345 Ridgetop Circle
Dulles, VA 20166-6503**

VeriSign Registry Monthly Report –July 2001

As required by the ICANN/VeriSign Registry Agreements (Section 8 for .com; Section 3.15 for .net and .org), this report provides an overview of VeriSign Registry activity through the end of the reporting month. The information is primarily presented in table and chart format with text explanations as deemed necessary. The information is provided in the order as listed in *Appendix T* of the Registry Agreements. Pursuant to the agreements, "...items 5 - 12 shall be kept confidential by ICANN until three months after the end of the month to which the report relates."

Information is organized as follows:

1. Accredited Registrar Status.....	3
Table 1 – Accredited Registrar Status –July 31, 2001	3
2. Service Level Agreement Performance	3
Table 2 – Service Level Agreement Performance –July 2001	3
3. TLD Zone File Access Activity.....	4
Table 3 – gTLD Zone File Access Activity July 2001	4
4. Completed SRS Software Releases	4
Table 4 – Completed Shared Registration System Releases	4
5. Domain Names Under Sponsorship – Per Registrar.....	4
6. Name Servers Registered – Per Registrar	5
7. Domain Names Registered by Registry Operator.....	5
8. Whois Service Activity.....	5
Table 5 – Total Monthly “Whois” Queries (millions).....	5
9. Monthly Growth Trends	5
Table 6 – Total Monthly Domain Name Transaction Trend by Category (In Millions) ...	5
Table 7 –Total Monthly Name Server Transactions by Category (In Millions).....	6
10. Total Number of Transactions by Subcategory by Month.....	6
Table 8 – Total Monthly Domain Name Write Transactions by Subcategory	6
(In Millions).....	6
Table 9 – Total Monthly Name Server Write Transactions by Subcategory.....	6
(In Millions).....	6
11. Average Daily Transaction Range (In Millions)	7
Figure 1 – Average Daily Transaction Range.....	7
12. TLD Geographical Registrations Distribution.....	7
13. Other Information	7
Table 10 – Total Monthly Transactions by Category (In Millions).....	8
Figure 2 – Total Transactions by Month.....	8
Figure 3 – TLD Registrations Distribution –July 31, 2001	9
Table 11 – gTLD Server Status –July 31, 2001	9

VeriSign Registry Monthly Report –July 2001

1. Accredited Registrar Status

Table 1 displays the current number and status of the ICANN accredited registrars. The registrars are grouped into three categories:

1. **Operational Registrars:** Those who have authorized access into the Shared Registration System (SRS) for processing domain name registrations.
2. **Registrars In The Ramp-Up Period:** Those who have received a password to access the Registry operational test and evaluation (OT&E) environment. The OT&E environment is provided to allow registrars to develop and test their systems with the SRS.
3. **Registrars In The Pre-Ramp-Up Period:** Those who have been sent a welcome letter from the VeriSign Registry but have not yet executed the Registry Confidentiality Agreement and/or have not yet submitted a completed Registrar Information Sheet. In most cases registrars are sent welcome letters via overnight express mail on the same day accreditation notification is received from ICANN.

Table 1 – Accredited Registrar Status –July 31, 2001

Status	# of Registrars
Operational Registrars	89
Registrars In Ramp-Up Period	43
Registrars In Pre-Ramp-Up Period	31
Total	163

2. Service Level Agreement Performance

Table 2 compares Service Level Agreement (SLA) Requirements with Actual Performance for the reporting month. As required by the ICANN/VeriSign Registry Agreements (Section 21 for .com; Section 3.3 for .net and .org), the VeriSign Registry is committed to provide service levels as specified in Appendix D of the agreements and to comply with the requirements of the SLA in Appendix E of the agreements. The SLA is incorporated into the VeriSign Registry Registrar Agreement that is executed with all operational registrars.

Note: *The SLA permits two 12-hour windows per year to perform major upgrades.*

Table 2 – Service Level Agreement Performance –July 2001

Metric	SLA Requirement	Actual Performance
Total outage	8 hours	3 hours 45 minutes
Unplanned outage	4 hours	0 hours 10 minutes
Check domain average	3 seconds	.12 seconds
Add domain average	5 seconds	.26 seconds

VeriSign Registry Monthly Report –July 2001

3. TLD Zone File Access Activity

Table 3 summarizes the zone file access activity for the current reporting month. As required by the ICANN/VeriSign Registry Agreements (Section 21 for .com; Section 3.9 for .net and .org), the VeriSign Registry provides third parties bulk access to the zone files for the .com, .net, and .org TLDs.

Table 3 – gTLD Zone File Access Activity July 2001

Zone file access passwords previous month	1008
New zone file access passwords	123
Total zone file access approvals end of reporting month	1131

4. Completed SRS Software Releases

As required by the ICANN/VeriSign Registry Agreements (Section 21 for .com; Section 3.9 for .net and .org), **Table 4** shows significant releases that have occurred since January 2001. The VeriSign Registry Shared Registration System (SRS) is continually being improved to better meet the needs of accredited registrars.

Table 4 – Completed Shared Registration System Releases

Release Name	Features	Target Date	Complete Date
Multilingual	Start of resolution stage, phase 1.	Dec 00	15 Jan 01
Fairfax 1	Improvements in data integrity and serviceability	Mid February	24 Feb 01
Multilingual	Addition of code points to support European languages	26 Feb 01	26 Feb 01
Multilingual	Start of resolution phase 2	Mid March	19 April 01
Multilingual	Addition of code points to support Southeast Asian and Indian languages	Late March	19 April 01
Multilingual	Addition of code points to support Middle Eastern languages	Apr 01	19 April 01
Escrow	Data escrow enhancements	TBD Q3 01	
Nile	User feature improvements including universal blocking required by the new agreements.	28 Sep 01	

5. Domain Names Under Sponsorship – Per Registrar

This data will be provided under separate cover.

VeriSign Registry Monthly Report –July 2001

6. Name Servers Registered – Per Registrar

This data will be provided under separate cover.

7. Domain Names Registered by Registry Operator

There are currently no names registered by VeriSign GRS, other than on a request submitted by a registrar.

8. Whois Service Activity

Table 5 – Total Monthly “Whois” Queries (millions)

	Total Queries	Peak	Avg
Jun-01	645.34	30.8	23.1
Jul-01	627.84	30.8	20.3

9. Monthly Growth Trends

There are three main categories of monthly transactions executed by registrars via the Registry Registrar Protocol (RRP) with the Shared Registration System (SRS):

1. **Query** – This category includes the following transactions: query a domain and query a server.
2. **Write** – This category includes the following transactions: adding a new domain, deleting a domain, modifying a domain name record, renewing a domain, transferring a domain, adding a server, deleting a server and modifying a server record.
3. **Check** – This category includes the following transactions: check a domain and check a server.

Table 6 shows the number of domain name transactions for each of these categories.

Table 7 shows the number of name server transactions for each of these categories.

Table 6 – Total Monthly Domain Name Transaction Trend by Category (In Millions)

	Total	Query	%	Write	%	Check	%
May-01	877.4	42.0	4.8%	7.3	0.8%	828.2	94.4%
Jun-01	1202.4	36.5	3.0%	46.1	3.8%	1119.8	93.1%
Jul-01	1577.6	37.4	2.4%	36.6	2.3%	1503.6	95.3%

VeriSign Registry Monthly Report –July 2001

Table 7 –Total Monthly Name Server Transactions by Category (In Millions)

	Total	Query	%	Write	%	Check	%
May-01	9.0	3.0	33.3%	0.8	9.2%	5.2	57.6%
Jun-01	10.9	3.7	33.6%	0.8	7.8%	6.4	58.7%
Jul-01	12.0	5.0	41.4%	0.8	6.3%	6.3	52.3%

10. Total Number of Transactions by Subcategory by Month

Table 8 shows the number of domain name ‘write’ transactions. **Table 9** shows the number of name server ‘write’ transactions.

Table 8 – Total Monthly Domain Name Write Transactions by Subcategory (In Millions)

	Total	Add	Delete	Modify	Renew	Transfer
May-01	7.3	2.2	0.7	3.4	0.4	0.5
Jun-01	46.1	39.2	1.3	4.0	0.7	0.9
Jul-01	36.6	30.6	1.0	3.8	0.6	0.6

Table 9 – Total Monthly Name Server Write Transactions by Subcategory (In Millions)

	Total	Add	Delete	Modify
May-01	0.83	0.80	0.01	0.02
Jun-01	0.85	0.82	0.01	0.02
Jul-01	0.75	0.71	0.01	0.03

VeriSign Registry Monthly Report –July 2001

11. Average Daily Transaction Range (In Millions)

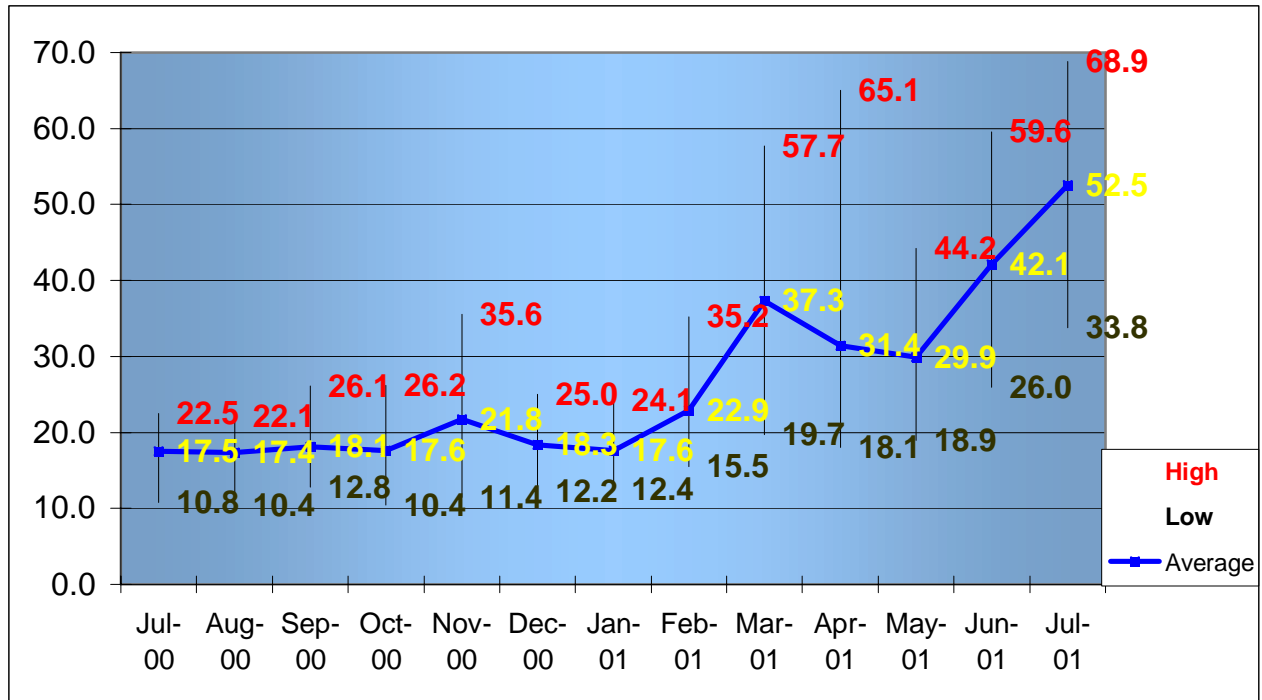


Figure 1 – Average Daily Transaction Range

12. TLD Geographical Registrations Distribution

The VeriSign Registry does not have registrant contact information.

13. Other Information

The following information is not required in the ICANN/VeriSign Registry Agreements but is provided as a continuation of data that was provided in monthly reports prior to the effective dates of the current agreements.

Table 10 shows the trend of total monthly transactions (domain names and name servers) for the .com, .net and .org TLDs.

VeriSign Registry Monthly Report –July 2001

Table 10 – Total Monthly Transactions by Category (In Millions)

	Total	Query	%	Write	%	Check	%
Jul-00	529.8	12.2	2.3%	4.8	0.9%	512.8	96.8%
Aug-00	521.1	14.6	2.8%	6.0	1.1%	500.6	96.1%
Sep-00	526.5	15.6	3.0%	7.7	1.5%	503.2	95.6%
Oct-00	525.9	24.1	4.6%	7.7	1.5%	494.1	94.0%
Nov-00	609.2	18.8	3.1%	7.8	1.3%	582.6	95.6%
Dec-00	549.1	20.0	3.6%	8.7	1.6%	520.4	94.8%
Jan-01	520.7	29.2	5.6%	9.0	1.7%	482.5	92.7%
Feb-01	613.2	33.5	5.5%	11.5	1.9%	568.1	92.7%
Mar-01	1115.4	46.5	4.2%	9.8	0.9%	1059.1	95.0%
Apr-01	899.6	34.0	3.8%	8.8	1.0%	856.8	95.2%
May-01	886.4	45.0	5.1%	8.1	0.9%	833.4	94.0%
Jun-01	1213.3	40.1	3.3%	46.9	3.9%	1126.2	92.8%
Jul-01	1589.6	42.3	2.7%	37.4	2.4%	1509.9	95.0%

Figure 2 displays the monthly growth trend in total Registry transactions (domain names and name servers) for the .com, .net and .org TLDs.

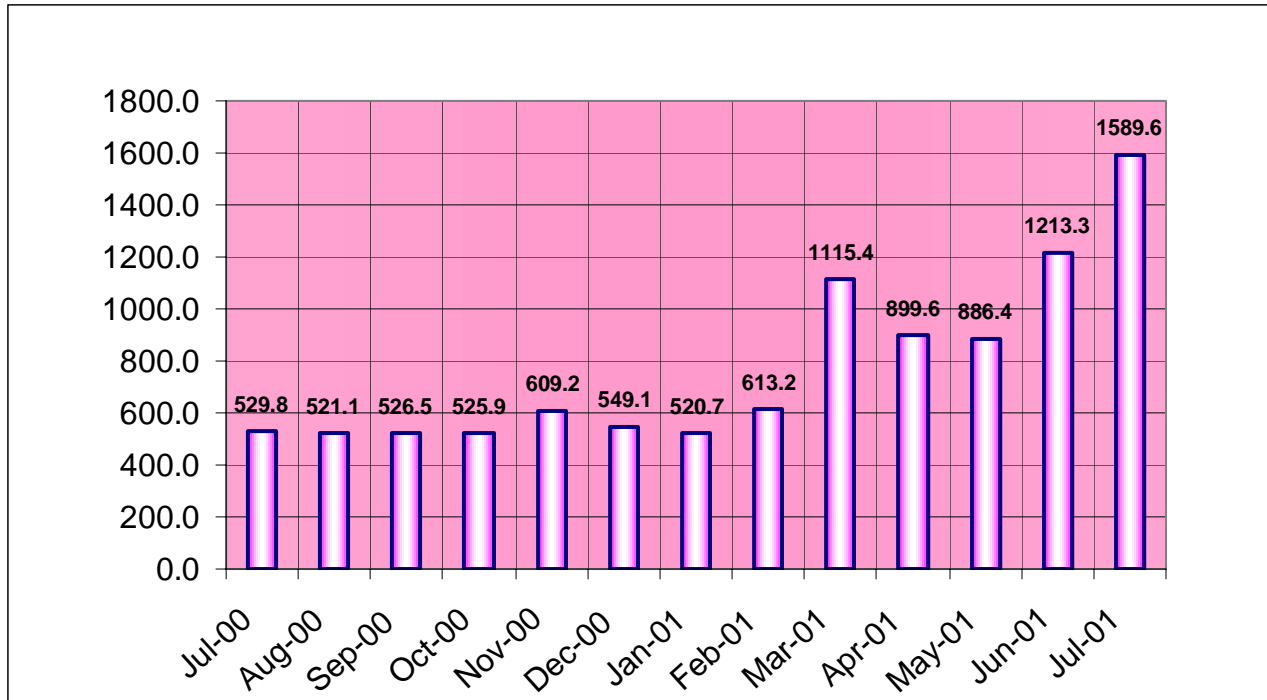


Figure 2 – Total Transactions by Month

VeriSign Registry Monthly Report –July 2001

Figure 3 shows the percent of second-level domain names registered in each of the .com, .net and .org gTLDs as of the end of the current reporting month.

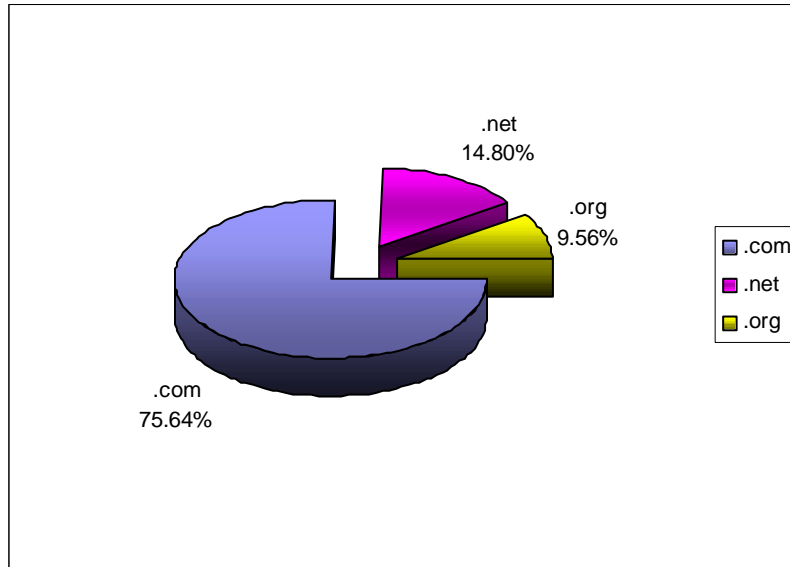


Figure 3 – TLD Registrations Distribution –July 31, 2001

The VeriSign Registry is responsible for operating and maintaining the Domain Name System (DNS) generic top-level domain (gTLD) name servers that support the .com, .net, and .org domains. **Table 11** lists all current and planned gTLD servers in the .com, .net and .org constellation.

Table 11 – gTLD Server Status –July 31, 2001

gTLD Server	Location
a.gtld-servers.net	Herndon, VA USA
b.gtld-servers.net	Mt. View, CA USA
c.gtld-servers.net	Dulles, VA USA
d.gtld-servers.net	Herndon, VA
e.gtld-servers.net	Los Angeles, CA USA
f.gtld-servers.net	Seattle, WA USA
g.gtld-servers.net	Mt. View, CA
h.gtld-servers.net	Amsterdam, NL
i.gtld-servers.net	Stockholm, SE
j.gtld-servers.net	Tokyo, JP
k.gtld-servers.net	London, UK
l.gtld-servers.net	Atlanta, GA USA
m.gtld-servers.net	Hong Kong, CN

The following information is provided as required by the ICANN/VeriSign Registry Agreements (.com, Section 8; .net and .org, Section 3.15; and requirements 5 and 6 in Appendix T for all three agreements). As stated in Appendix T, the following information "shall be kept confidential by ICANN until three months after the end of the month to which the report relates."

Total Registrations in the VeriSign Registry Database as of July 31, 2001 and Name Server Count as of July 31, 2001

REGISTRAR	COM	NET	ORG	Domain Names	Name Servers
1 eNameCo.	10,637	2,851	2,473	15,961	270
123 Registration, Inc.	542	104	78	724	21
1stDomain.net, division of G+D International LLC	8,539	1,675	1,126	11,340	713
A Technology Company, Inc. d/b/a namesystem.com	136	31	23	190	14
Abacus America, Inc. dba Names4Ever	93,323	15,623	9,286	118,232	3,332
ABC Telemedia AG	12,060	3,825	2,410	18,295	319
Active ISP ASA	23,715	4,562	2,620	30,897	44
Address Creation	686	114	78	878	93
Alices Registry, Inc.			1	1	
All West Communications, Inc. d/b/a AW Registry	35,563	8,141	3,773	47,477	1,109
Alldomains.com Inc.	47,724	8,198	4,898	60,820	620
America Online, Inc. dba AOL and/or CompuServe-AOL	1,880	824	695	3,399	62
BB Online UK Ltd	3,718	730	453	4,901	83
BulkRegister.com, Inc.	1,363,197	211,198	112,950	1,687,345	15,092
Capital Networks Pty LTD	8,702	1,847	856	11,405	358
Catalog.com, Inc.	12,156	1,656	1,511	15,323	38
Computer Services Langenbach GmbH dba joker.com	172,506	39,251	17,852	229,609	2,719
ComputerDataNetworks dba shop4domain/netonedomains	639	155	65	859	28
CORE Internet Council of Registrars	669,749	159,802	74,825	904,376	13,392
Corporate Domains, Inc.	131	128	61	320	11
Dada Spa	5,226	1,306	915	7,447	8
Domain Bank, Inc.	192,003	27,219	15,144	234,366	1,969
Domain Registration Services	41,576	5,389	3,989	50,954	1,053
Domaininfo AB d/b/a domaininfo.com	20,764	4,702	2,787	28,253	1,406
DomainPeople, Inc.	102,317	19,718	8,968	131,003	2,538
DomainRegistry.com, Inc.	9,233	1,586	1,330	12,149	232
Domainsite.com, Inc.	7,696	1,509	1,004	10,209	60
DomainZoo.com, Inc.	1,088	147	145	1,380	14
Dotster, Inc.	372,627	63,769	38,899	475,295	8,897
Eastern Communications Co., Ltd.	4,480	758	278	5,516	108
Easyspace LTD	194,776	39,423	19,553	253,752	1,873

The following information is provided as required by the ICANN/VeriSign Registry Agreements (.com, Section 8; .net and .org, Section 3.15; and requirements 5 and 6 in Appendix T for all three agreements). As stated in Appendix T, the following information "shall be kept confidential by ICANN until three months after the end of the month to which the report relates."

Total Registrations in the VeriSign Registry Database as of July 31, 2001 and Name Server Count as of July 31, 2001

REGISTRAR	COM	NET	ORG	Domain Names	Name Servers
EnetRegistry.com Corporation	1,125	173	94	1,392	39
eNom, Inc.	469,021	75,371	41,380	585,772	1,473
EPAG Enter-Price Multimedia AG	18,937	7,905	4,775	31,617	196
France Telecom/Transpac	13,171	2,127	1,228	16,526	263
G.K. Group, L.L.C.	43,581	8,257	5,738	57,576	1,096
Gabia, Inc.	83,708	14,392	5,122	103,222	2,671
GANDI	182,014	48,088	35,685	265,787	8,036
Globedom Datenkommunikations GmbH	1		1	2	2
Go Daddy Software, Inc.	183,086	33,145	20,765	236,996	3,735
HANGANG Systems, Inc. d/b/a doregi.com	79,554	19,350	4,560	103,464	7,002
I.D.R. Internet Domain Registry Ltd.	36	10	5	51	
iHoldings.com, Inc. d/b/a Dotregistrar.com	266,931	36,410	13,868	317,209	1,736
Innerwise, Inc. d/b/a ItsYourDomain.com	160,029	18,664	11,064	189,757	1,782
InterAccess Co.	1,343	228	222	1,793	28
Interactive Telecom Network, Inc.	2,028	225	20	2,273	4
Intercosmos Media Group, Inc.	112,629	16,124	9,598	138,351	1,298
Interdomain, S.A.	8,871	1,381	1,022	11,274	144
Internet Domain Registrars	611,733	109,091	52,367	773,191	4,443
InterQ, Inc.	143,161	33,201	12,248	188,610	10,188
Key-Systems GmbH	1,765	482	259	2,506	143
Melbourne IT, Ltd. d/b/a Internet Names Worldwide	1,041,304	177,501	97,590	1,316,395	7,994
Mr.DomReg.com Inc.	887	890	229	2,006	40
NAMEBAY	5,686	1,275	798	7,759	71
NameEngine, Inc.	3,583	904	583	5,070	66
NameScout Corp	123	14	11	148	20
NamesDirect.Com, Inc.	43,930	8,011	5,668	57,609	519
NameSecure.com	199,788	32,420	22,110	254,318	556
NameTree, Inc.	8		1	9	
Netbenefit PLC aka NetNames	3,863	1,013	721	5,597	1
Netpia.com, Inc.	109,354	21,542	6,340	137,236	1,968
Network Solutions, Inc.	11,194,982	2,241,717	1,680,319	15,117,018	400,391
Nominalia Internet S.L.	1,425	357	243	2,025	307
NORDNET	17,842	1,564	1,160	20,566	57
Omnis Network, LLC	3,560	405	379	4,344	16
OnlineNIC, Inc. d/b/a China-channel.com	123,762	19,489	3,819	147,070	2,286

The following information is provided as required by the ICANN/VeriSign Registry Agreements (.com, Section 8; .net and .org, Section 3.15; and requirements 5 and 6 in Appendix T for all three agreements). As stated in Appendix T, the following information "shall be kept confidential by ICANN until three months after the end of the month to which the report relates."

Total Registrations in the VeriSign Registry Database as of July 31, 2001 and Name Server Count as of July 31, 2001

REGISTRAR	COM	NET	ORG	Domain Names	Name Servers
Parava Networks Inc dba RegistrataYa.com nAme.com	14,695	3,077	1,929	19,701	244
pAsia, Inc.	3,013	631	269	3,913	188
Primus Telco Pty Ltd dba PrimusDomain/PlanetDomain	1,018	216	123	1,357	104
PSI-Japan, Inc.	23,573	4,679	1,869	30,121	3,542
register.com, Inc.	2,695,625	586,584	371,920	3,654,129	46,535
Research Institute for Computer Science, Inc.	174	53	23	250	36
Schlund+Partner AG	226,642	84,069	46,072	356,783	171
Secura GmbH	2,627	1,035	591	4,253	79
Signature Domains, Inc.	28,621	14,101	2,984	45,706	255
Speednames, Inc.	29,522	8,980	5,135	43,637	113
Stargate Communications, Inc.	65,862	11,536	6,362	83,760	879
Talk.com	8	1	1	10	2
The Name It Corporation dba aitdomains.com	76,458	11,699	6,923	95,080	1,380
The Registry at Info Avenue d/b/a IA Registry	24,631	3,199	2,110	29,940	83
TierraNet, Inc.	202,992	37,384	18,610	258,986	3,016
TotalRegistrations	7,448	1,584	828	9,860	153
Tucows, Inc.	2,123,863	380,450	222,761	2,727,074	45,280
Virtual Internet UK Ltd.	374	74	46	494	1
Web Express, Inc.	810	129	67	1,006	12
World-Net	3,570	957	612	5,139	22
Xin Net Corp.	66,155	12,711	2,591	81,457	1,302
YesNIC Co. Ltd.	116,173	27,254	6,699	150,126	7,769
TOTALS	24,264,064	4,748,370	3,067,563	32,079,997	626,213