

# ICANN Unaudited Quarterly Financials – Fiscal Year 2021

June 2021



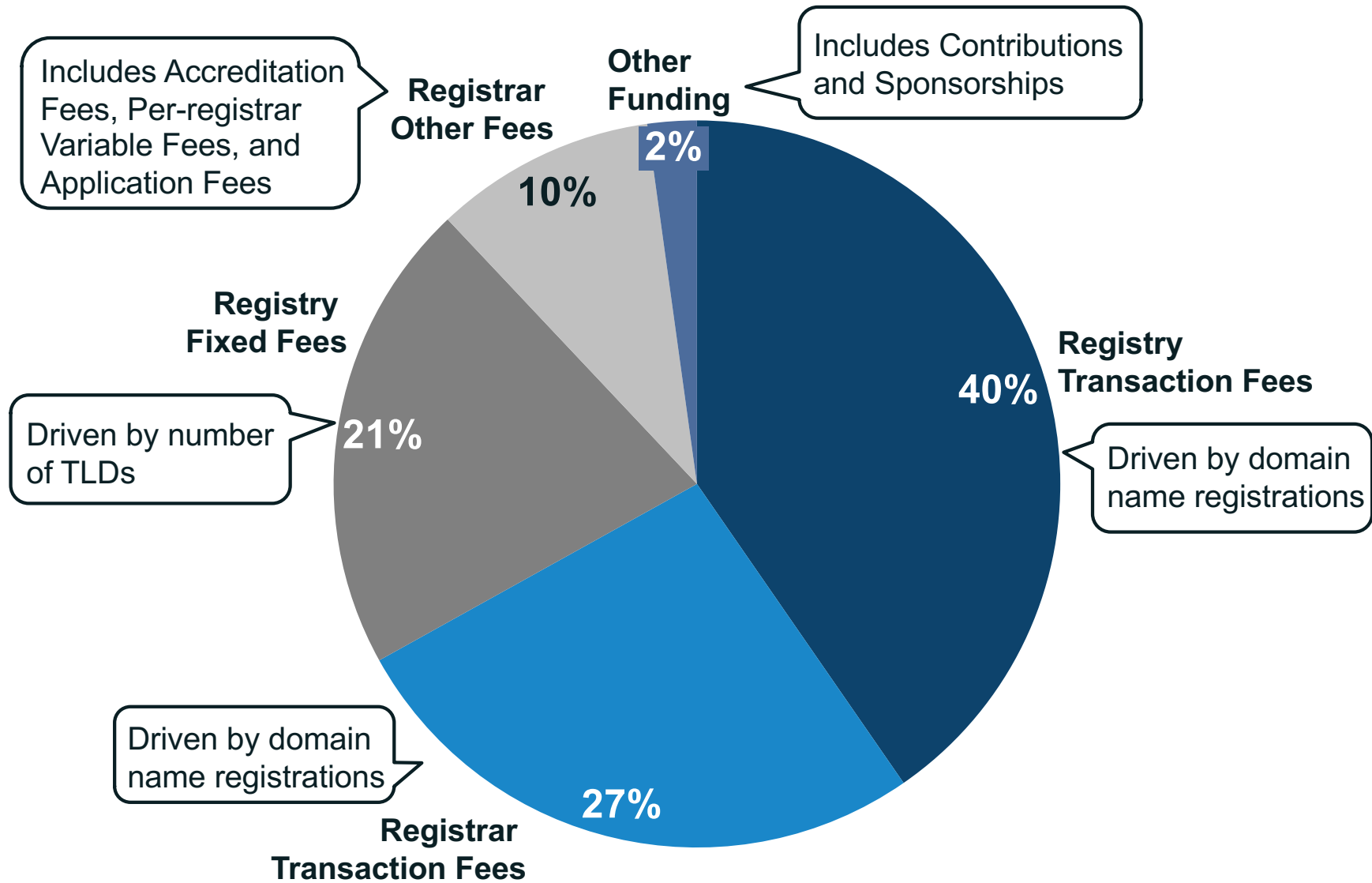
# ICANN Operations

# FY21 (Jul 20 – Jun 21) Financial Overview

ICANN Operations	FY21 Actual	FY21 Budget	Var	FY20 Actual	Var
<b>Funding</b>	\$142	\$129	\$12	\$141	\$1
<b>Expenses</b>	\$116	\$129	\$13	\$125	\$8
<b>Net Operating Excess/(Deficit)</b>	<b>\$25</b>	<b>\$0</b>	<b>\$25</b>	<b>\$16</b>	<b>\$9</b>
<b>Average Headcount</b>	<b>392</b>	<b>395</b>	<b>3</b>	<b>388</b>	<b>-4</b>

# FY21 (Jul 20 – Jun 21) Funding by Category

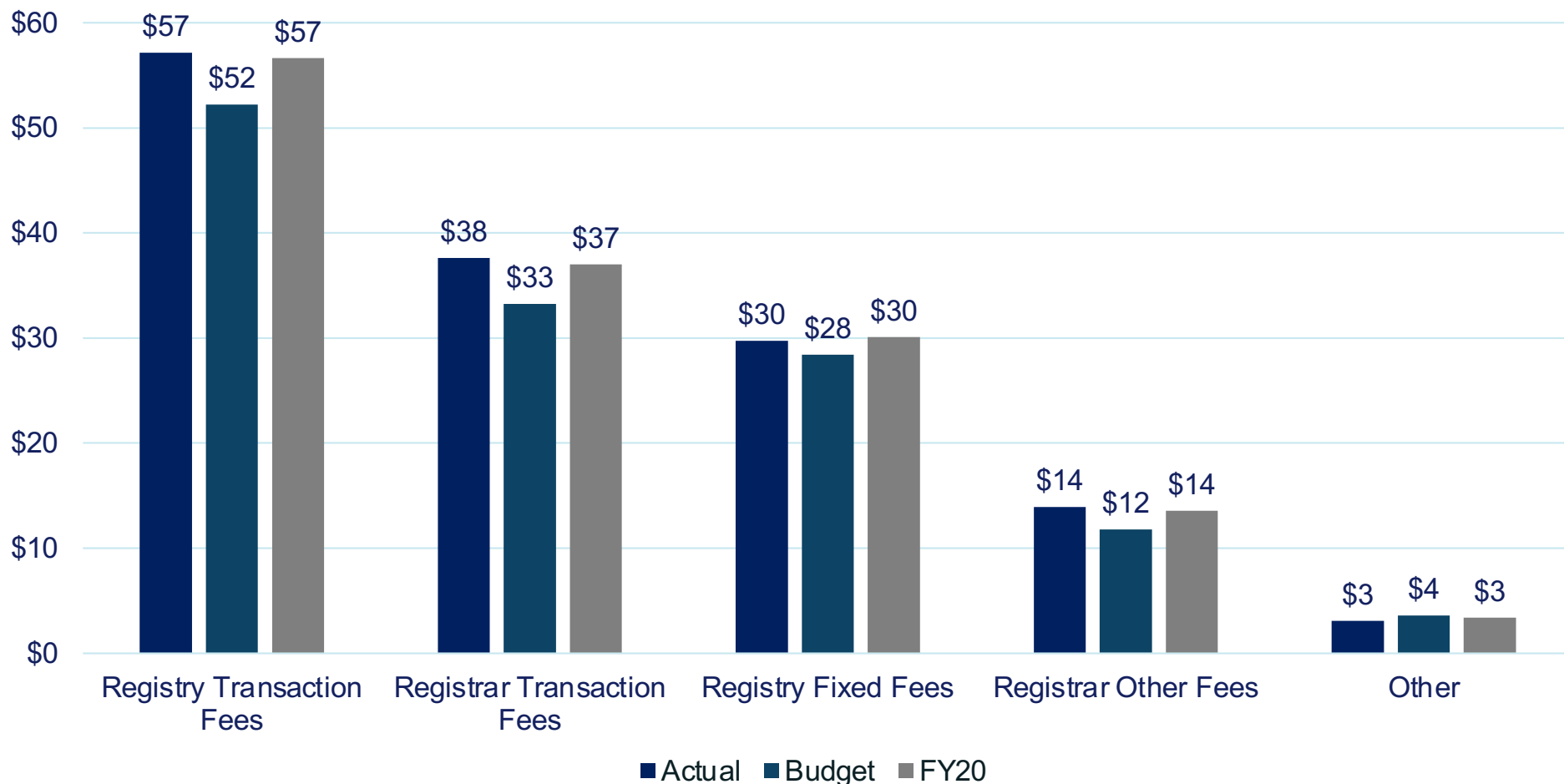
## FY21 Funding- \$142M



# FY21 (Jul 20 – Jun 21) Funding vs Budget & FY20

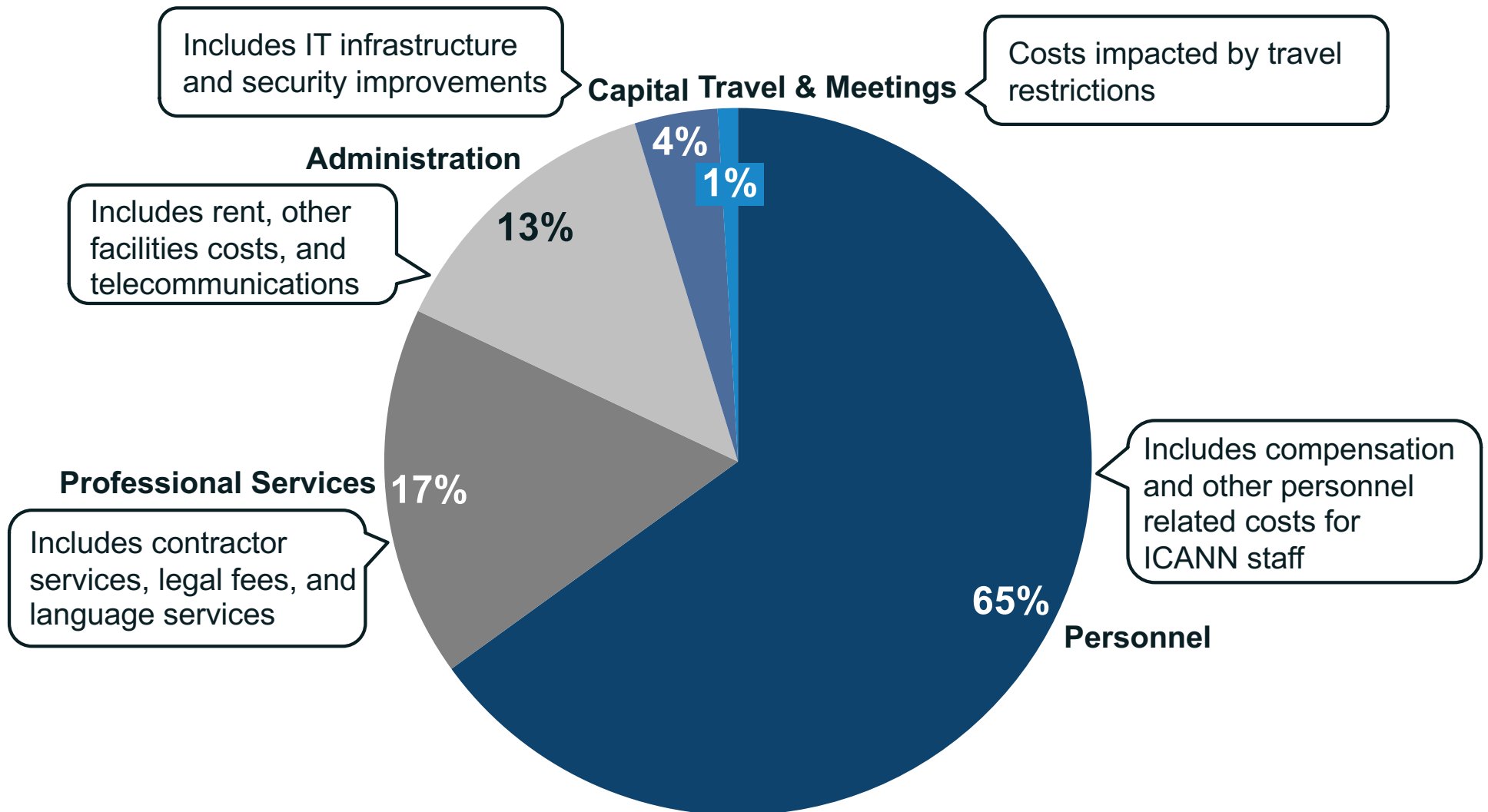
- Funding is higher than Budget as transaction volumes and number of contracted parties were projected to decline in the Budget but have remained stable to prior year

<b>Actual:</b>	<b>\$ 142M</b>
<b>Budget:</b>	<b>\$ 129M</b>
<b>FY20:</b>	<b>\$ 141M</b>



# FY21 (Jul 20 – Jun 21) Expenses by Cost Category

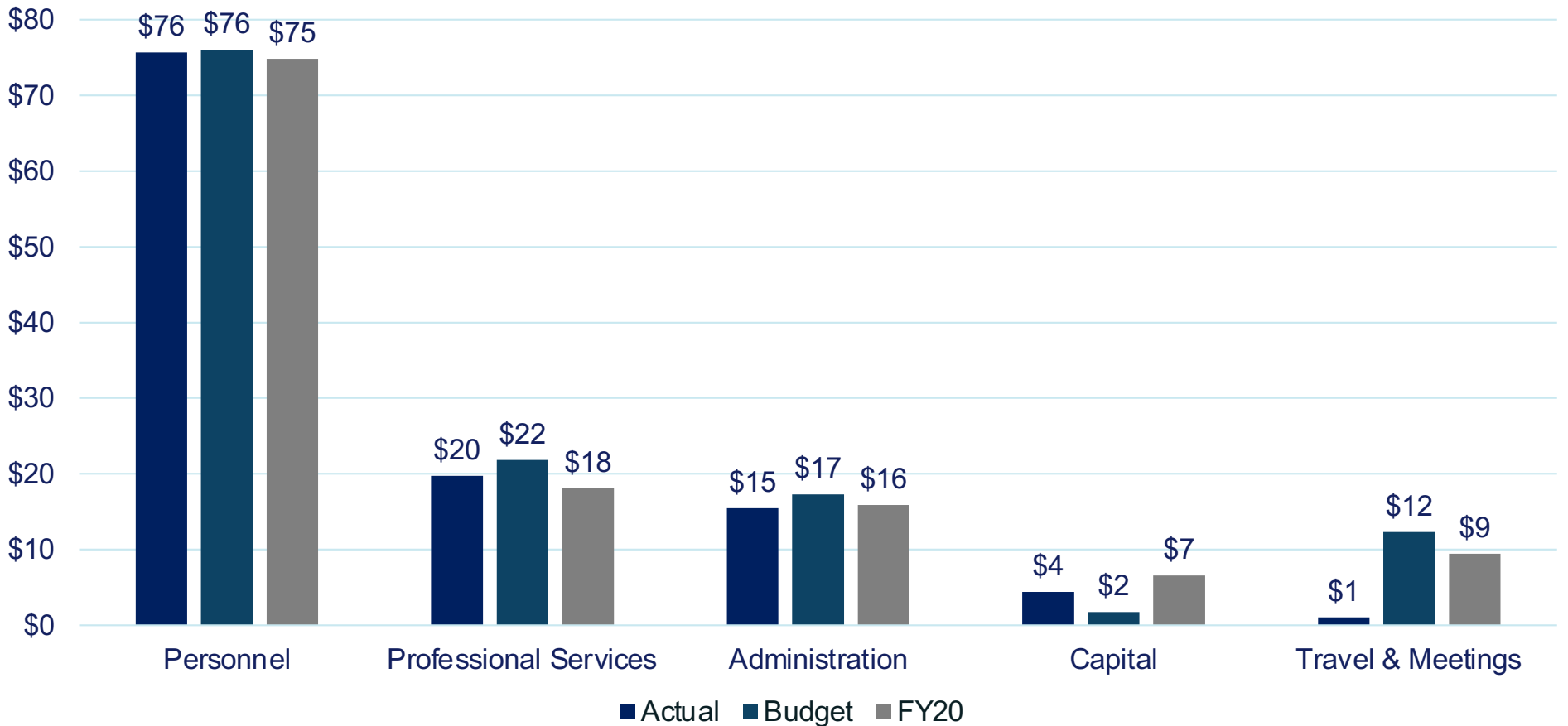
## FY21 Expenses- \$116M



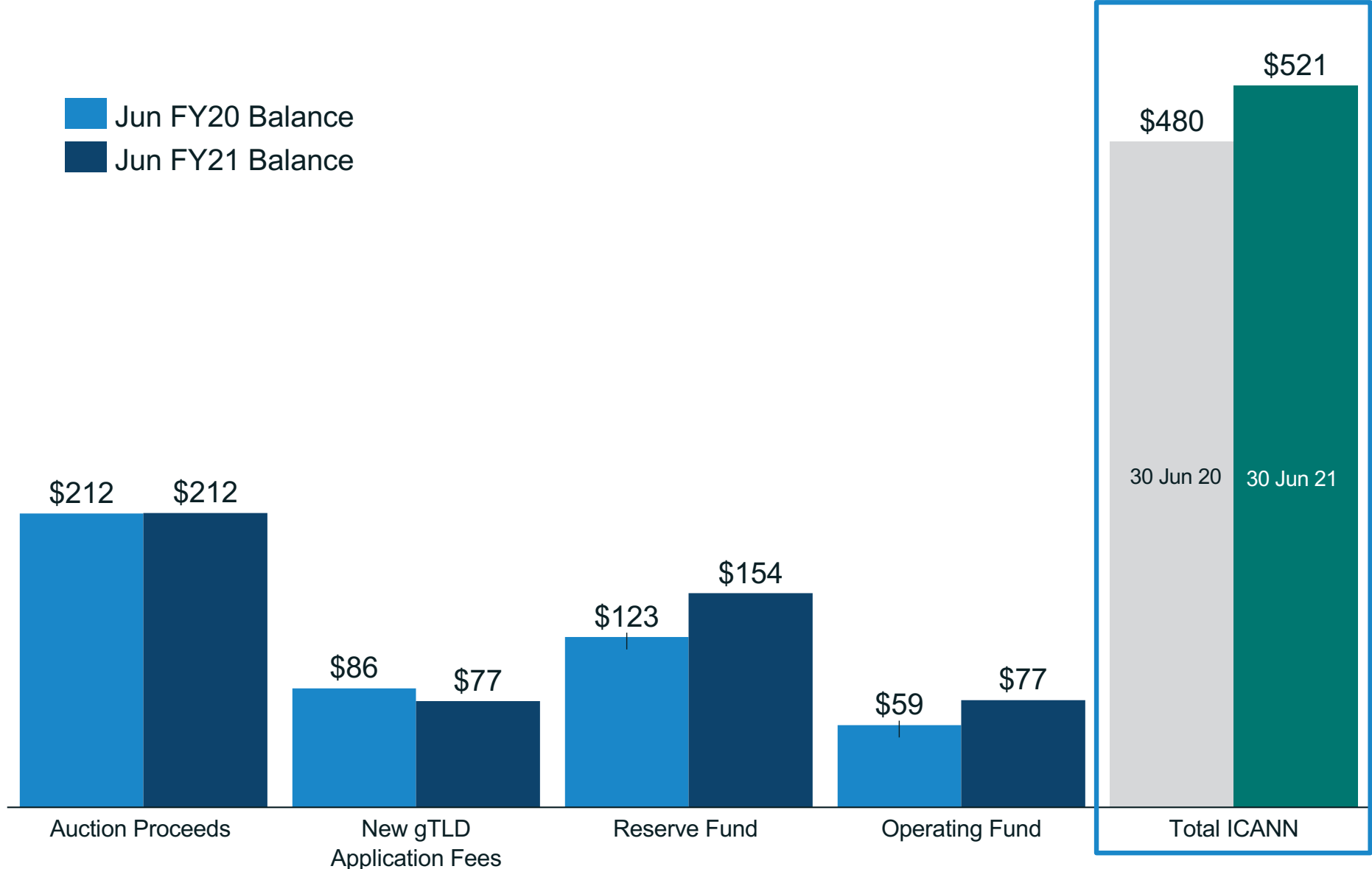
# FY21 (Jul 20 – Jun 21) Operating & Capital Expense

- Lower Travel & Meetings due to travel restrictions from the COVID-19 pandemic

<b>Actual:</b>	<b>\$ 116M</b>
<b>Budget:</b>	<b>\$ 129M</b>
<b>FY20:</b>	<b>\$ 125M</b>



# FY21 Funds Under Management



Total ICANN represents sum of month-end balances for all accounts





# New gTLD Program

# New gTLD Program – Multiyear Forecast (as of Jun 2021)

Application Fees Collected: \$361M

- Projected Refunds: \$53M

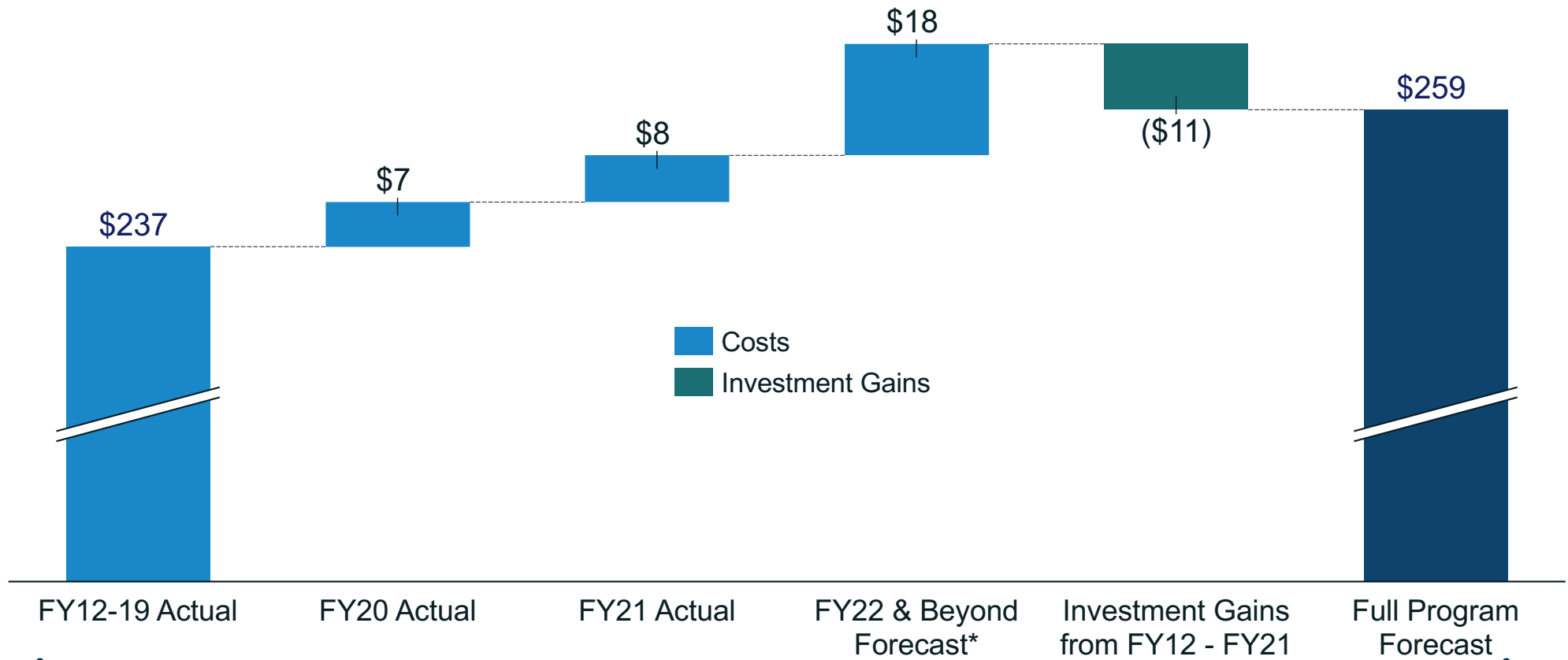
**Applicant Fees Net of Refunds: \$308M**

- Projected Program Costs: \$270M

+ Investment Gains from FY12 - FY21: \$11M

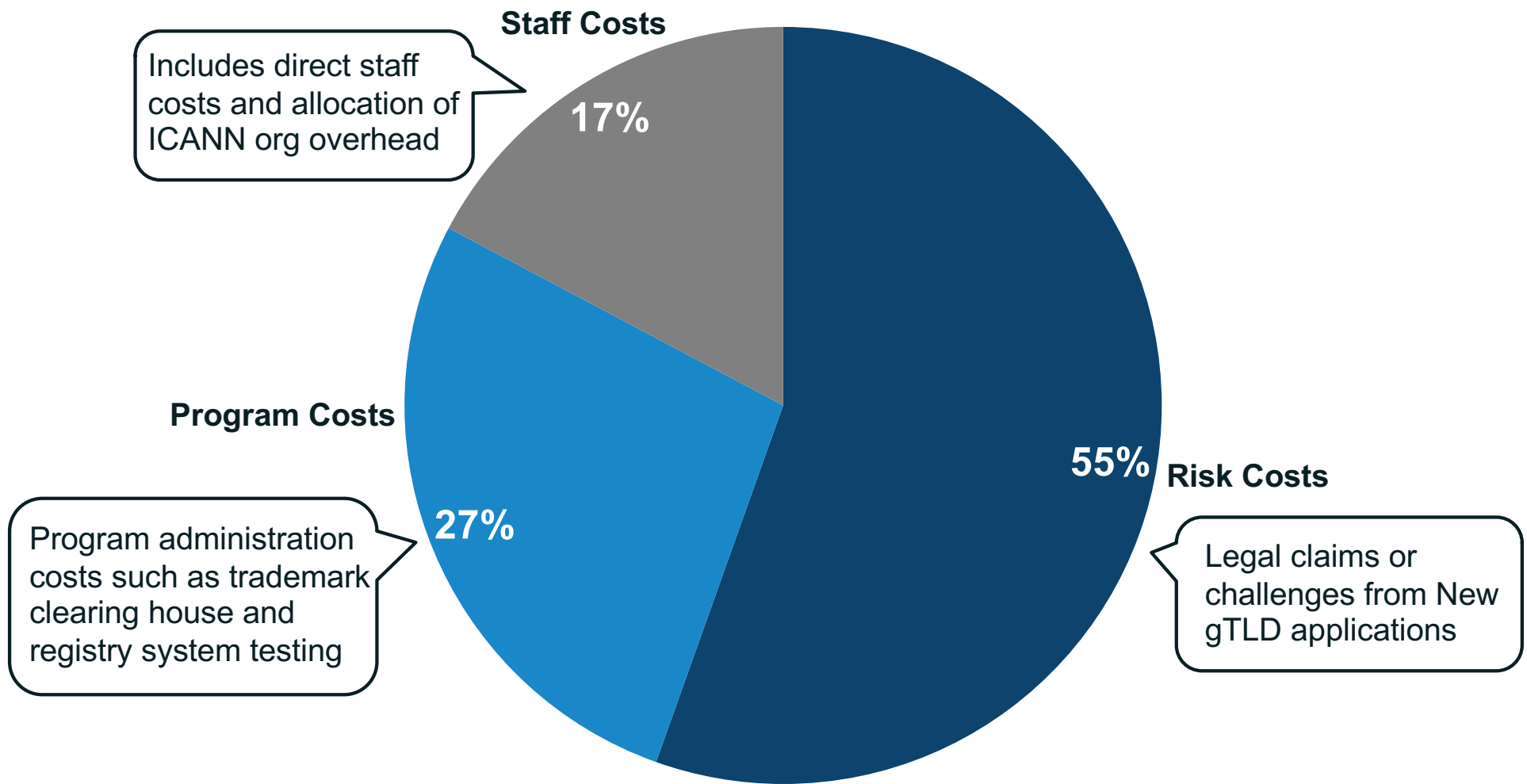
**Projected Remaining Funds: \$49M**

\*Risk Costs and Investment Gains are not estimated for future years



# FY21 New gTLD Expenses

## FY21 New gTLD Expenses- \$8M



# Appendix

## Supplemental Financials

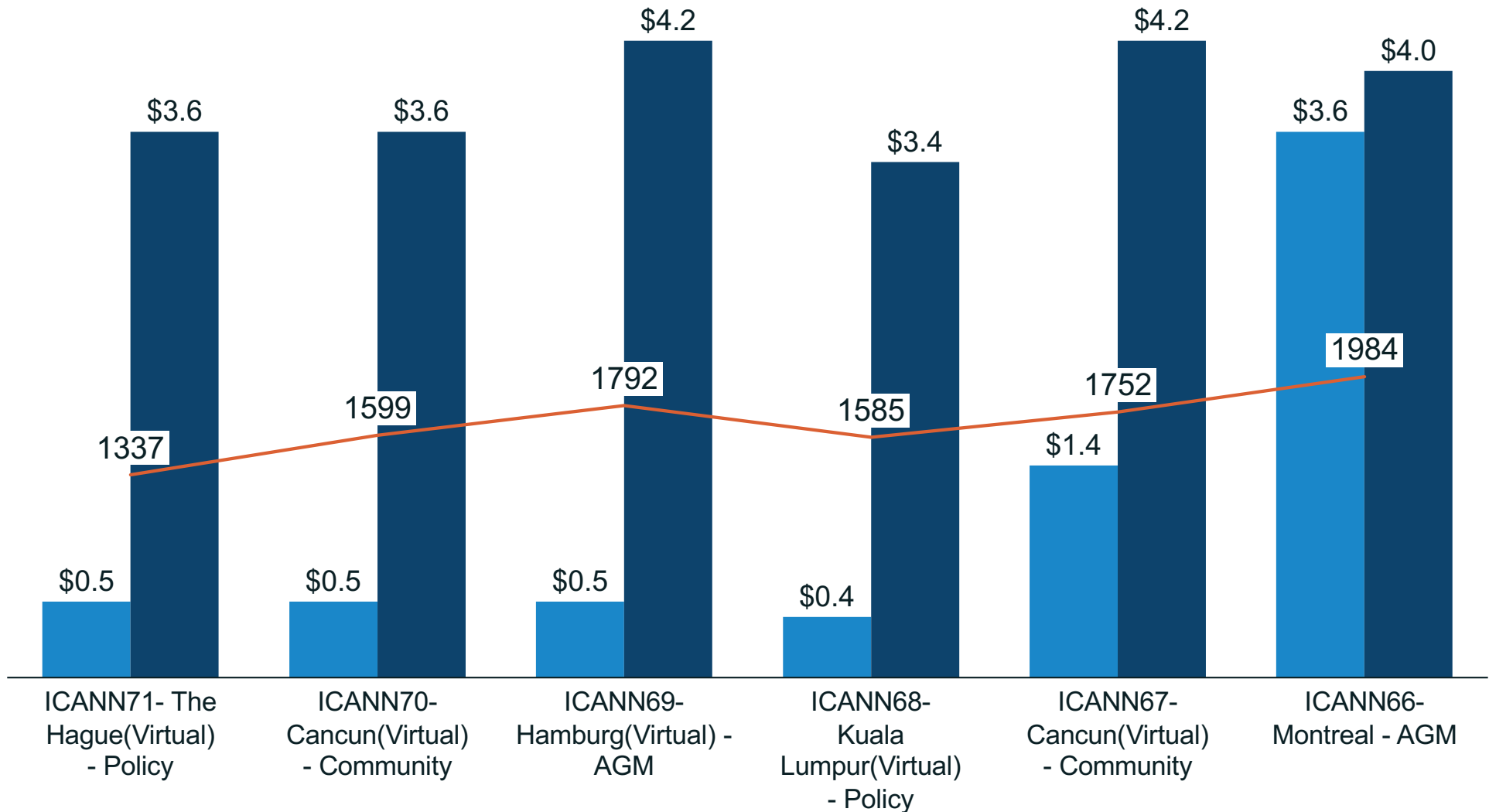
# ICANN71- Expense by Category

ICANN71 (Virtual) June 2021	Total Actual	Total Budget	(Higher)/ Lower
Attendee Travel	0.0	2.0	1.9
Audio/Visual	0.0	0.7	0.6
Catering	0.0	0.3	0.3
Language Services	0.4	0.3	(0.1)
Meeting Space	0.0	0.3	0.3
Other	0.0	0.0	0.0
<b>Total Expenses</b>	<b>0.5</b>	<b>3.6</b>	<b>3.1</b>

- Majority of expenses for virtual meetings are the language services costs for transcription and translation
- ICANN71 was budgeted to occur as a face-to-face meeting

# ICANN Meeting Trends

Actual Budget Attendance



ICANN 67-Cancun (Virtual) expenses are higher than other virtual meetings due to one-time technical investments, good faith payments, and cancellation fees incurred due to timing of face-to-face meeting cancellation



# FY21 Statement of Position as of 30 June 2021

USD in millions  Unaudited	30 Jun 2021			30 Jun 2020			Increase/ (Decrease)		
	ICANN	New gTLD	Total	ICANN	New gTLD	Total	ICANN Ops	New gTLD	Total
<b>ASSETS</b>									
Total Cash & Cash Equivalents	77.4	1.4	78.9	59.4	1.6	61.0	18.0	(0.2)	17.9
Investments	154.3	287.4	441.7	123.0	296.1	419.1	31.3	(8.7)	22.6
Funds Under Management	<b>231.7</b>	<b>288.8</b>	<b>520.5</b>	<b>182.4</b>	<b>297.8</b>	<b>480.1</b>	<b>49.3</b>	<b>(8.9)</b>	<b>40.4</b>
Receivables	<b>35.6</b>	<b>0.0</b>	<b>35.6</b>	<b>33.7</b>	<b>0.0</b>	<b>33.7</b>	<b>1.9</b>	<b>(0.0)</b>	<b>1.9</b>
Prepaid Expenses	<b>3.5</b>	<b>0.0</b>	<b>3.5</b>	<b>3.1</b>	<b>0.0</b>	<b>3.1</b>	<b>0.3</b>	<b>0.0</b>	<b>0.3</b>
Plant, Property & Equipment - Net	<b>14.9</b>	<b>0.0</b>	<b>14.9</b>	<b>14.5</b>	<b>0.0</b>	<b>14.5</b>	<b>0.4</b>	<b>0.0</b>	<b>0.4</b>
Other Assets	<b>1.7</b>	<b>(0.2)</b>	<b>1.5</b>	<b>2.4</b>	<b>(0.9)</b>	<b>1.4</b>	<b>(0.7)</b>	<b>0.7</b>	<b>0.1</b>
<b>TOTAL ASSETS</b>	<b>287.4</b>	<b>288.6</b>	<b>576.0</b>	<b>236.1</b>	<b>296.8</b>	<b>532.9</b>	<b>51.3</b>	<b>(8.2)</b>	<b>43.2</b>
<b>LIABILITIES AND NET ASSETS</b>									
Accounts Payable & Accrued Liabilities	<b>12.9</b>	<b>1.1</b>	<b>14.0</b>	<b>12.5</b>	<b>1.8</b>	<b>14.3</b>	<b>0.4</b>	<b>(0.7)</b>	<b>(0.3)</b>
Deferred Funding	<b>5.0</b>	<b>29.2</b>	<b>34.2</b>	<b>1.1</b>	<b>34.5</b>	<b>35.6</b>	<b>3.8</b>	<b>(5.3)</b>	<b>(1.4)</b>
Other Liabilities	<b>0.0</b>	<b>0.0</b>	<b>0.0</b>	<b>0.0</b>	<b>0.0</b>	<b>0.0</b>	<b>0.0</b>	<b>0.0</b>	<b>0.0</b>
<b>TOTAL LIABILITIES</b>	<b>17.8</b>	<b>30.3</b>	<b>48.2</b>	<b>13.6</b>	<b>36.3</b>	<b>49.9</b>	<b>4.2</b>	<b>(5.9)</b>	<b>(1.7)</b>
<b>UNRESTRICTED/RESTRICTED ASSETS</b>	<b>222.5</b>	<b>260.5</b>	<b>483.0</b>	<b>199.6</b>	<b>270.1</b>	<b>469.8</b>	<b>22.8</b>	<b>(9.6)</b>	<b>13.2</b>
<b>CURRENT YEAR CHANGE IN NET ASSETS</b>	<b>47.1</b>	<b>(2.2)</b>	<b>44.9</b>	<b>22.8</b>	<b>(9.6)</b>	<b>13.2</b>	<b>24.3</b>	<b>7.4</b>	<b>31.7</b>
<b>TOTAL NET ASSETS</b>	<b>269.6</b>	<b>258.3</b>	<b>527.9</b>	<b>222.5</b>	<b>260.5</b>	<b>483.0</b>	<b>47.1</b>	<b>(2.2)</b>	<b>44.9</b>
<b>TOTAL LIABILITIES &amp; NET ASSETS</b>	<b>287.4</b>	<b>288.6</b>	<b>576.0</b>	<b>236.1</b>	<b>296.8</b>	<b>532.9</b>	<b>51.3</b>	<b>(8.2)</b>	<b>43.2</b>

# FY21 Cash Flow Synopsis as of 30 June 2021

Cash Flow Statement Unaudited	FY21 - Year to Date		
	ICANN Ops	New gTLD	Total
<b>Operating Activities</b>			
Cash Received from Funding	143.3	0.0	143.3
Cash Paid to Personnel	(74.9)	(0.7)	(75.6)
Cash Paid for Purchases	(35.9)	(8.8)	(44.7)
<b>Total Cash from Operating Activities</b>	<b>32.5</b>	<b>(9.5)</b>	<b>23.0</b>
<b>Investing Activities</b>			
Total Investment Income	21.3	0.5	21.8
Capital Expenditures	(4.4)	0.0	(4.4)
<b>Total Cash from Investing Activities</b>	<b>16.9</b>	<b>0.5</b>	<b>17.4</b>
<b>Net Change in Cash Flow</b>	<b>49.3</b>	<b>(8.9)</b>	<b>40.4</b>
<b>Funds Under Management Beginning of Period</b>	<b>182.4</b>	<b>297.8</b>	<b>480.1</b>
<b>Funds Under Management End of Period</b>	<b>231.7</b>	<b>288.8</b>	<b>520.5</b>



# New gTLD 2012 Round - Multiyear Cost Details

New gTLD Program 2012 Round	Statement of Activities by Fiscal Year					Statement of Activities for Full Program (Jun 2021) Current Estimate
	FY12 - FY19 Actual	FY20 Actual	FY21 Actual	FY22 Budget	FY23 & Beyond Forecast	
New gTLD Applicant Fees	335	(8)	5	10	19	361
Refunds	(50)	(0)	(0)	(1)	(1)	(52)
<b>Applicant Fees (Net of Refunds)</b>	<b>\$ 285</b>	<b>\$ (9)</b>	<b>\$ 5</b>	<b>\$ 9</b>	<b>\$ 18</b>	<b>\$ 308</b>
Initial and Extended Evaluation	(68)	-	-	-	-	(68)
Quality Control and Objection Processes	(11)	-	-	-	-	(11)
Pre-delegation	(12)	-	-	-	-	(12)
Program Costs	(35)	(2)	(2)	(4)	(10)	(55)
Staff Costs	(55)	(1)	(1)	(1)	(2)	(61)
<b>Operating Expenses</b>	<b>\$ (181)</b>	<b>\$ (4)</b>	<b>\$ (4)</b>	<b>\$ (5)</b>	<b>\$ (12)</b>	<b>\$ (206)</b>
Historical Development Costs	(32)	-	-	-	-	(32)
Risk Costs	(22)	(4)	(4)	-	-	(30)
<b>Non Operating Expenses</b>	<b>\$ (54)</b>	<b>\$ (4)</b>	<b>\$ (4)</b>	<b>\$ -</b>	<b>\$ -</b>	<b>\$ (62)</b>
<b>Other Income/(Expense)</b>	<b>\$ (2)</b>	<b>\$ 0</b>	<b>\$ -</b>	<b>\$ -</b>	<b>\$ -</b>	<b>\$ (2)</b>
<b>Investment Income/(Expense)</b>	<b>\$ 9</b>	<b>\$ 2</b>	<b>\$ 0</b>	<b>\$ -</b>	<b>\$ -</b>	<b>\$ 11</b>
<b>Total Expenses</b>	<b>\$ (229)</b>	<b>\$ (5)</b>	<b>\$ (8)</b>	<b>\$ (5)</b>	<b>\$ (12)</b>	<b>\$ (259)</b>
<b>Net Remaining New gTLD Funds</b>	<b>\$ 56</b>	<b>\$ (14)</b>	<b>\$ (2)</b>	<b>\$ 4</b>	<b>\$ 6</b>	<b>\$ 49</b>