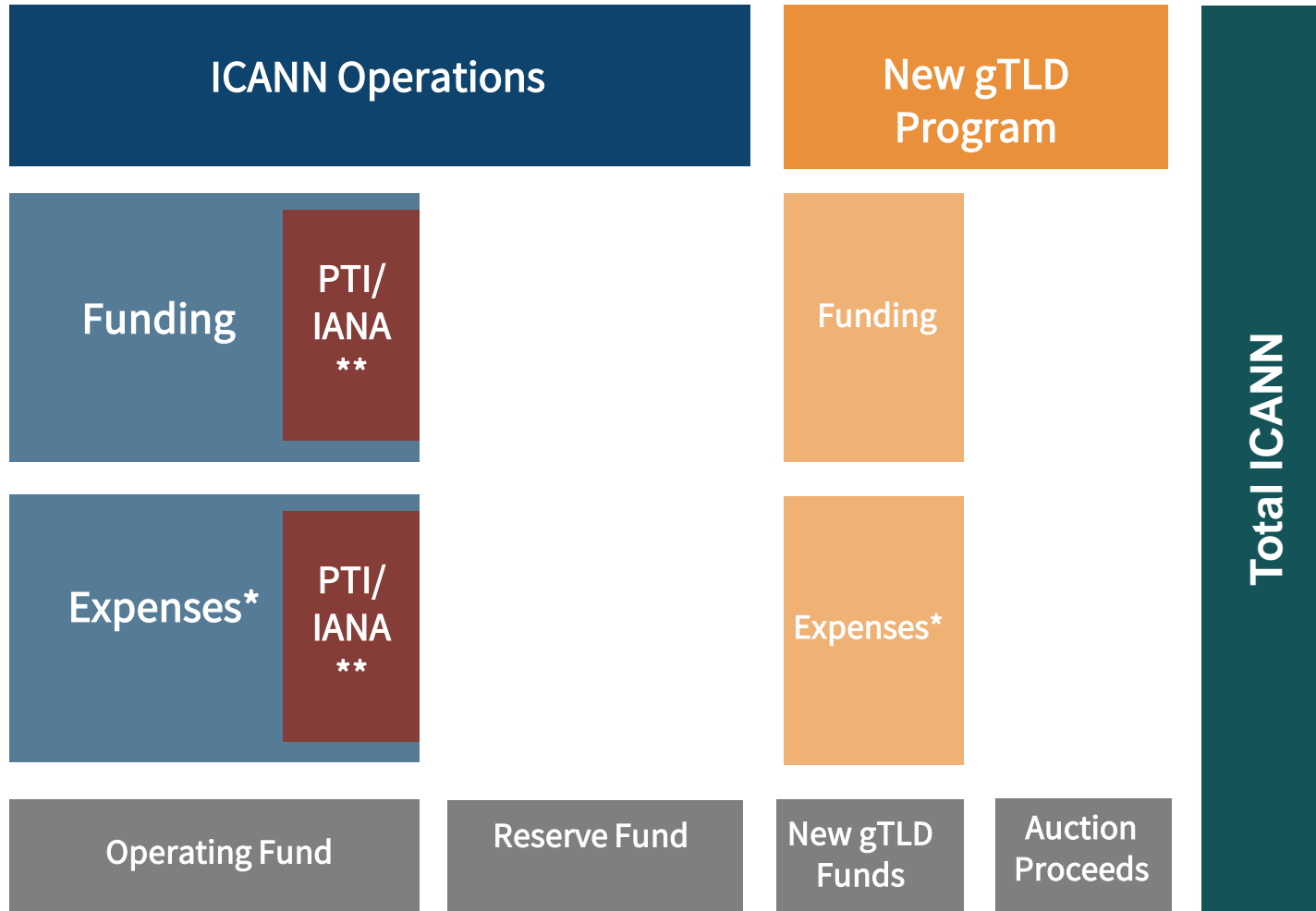


ICANN Quarterly Financials – Fiscal Year 2019

September 2018



FY19 ICANN Org Financial Reporting Structure



*Excludes depreciation and bad debt expenses

**IANA Services includes ICANN's and PTI's IANA Expenses

FY19 Year-to-date (Jul 18 - Sep 18) Overview

ICANN OPERATIONS

Funding above budget and Expenses below budget.

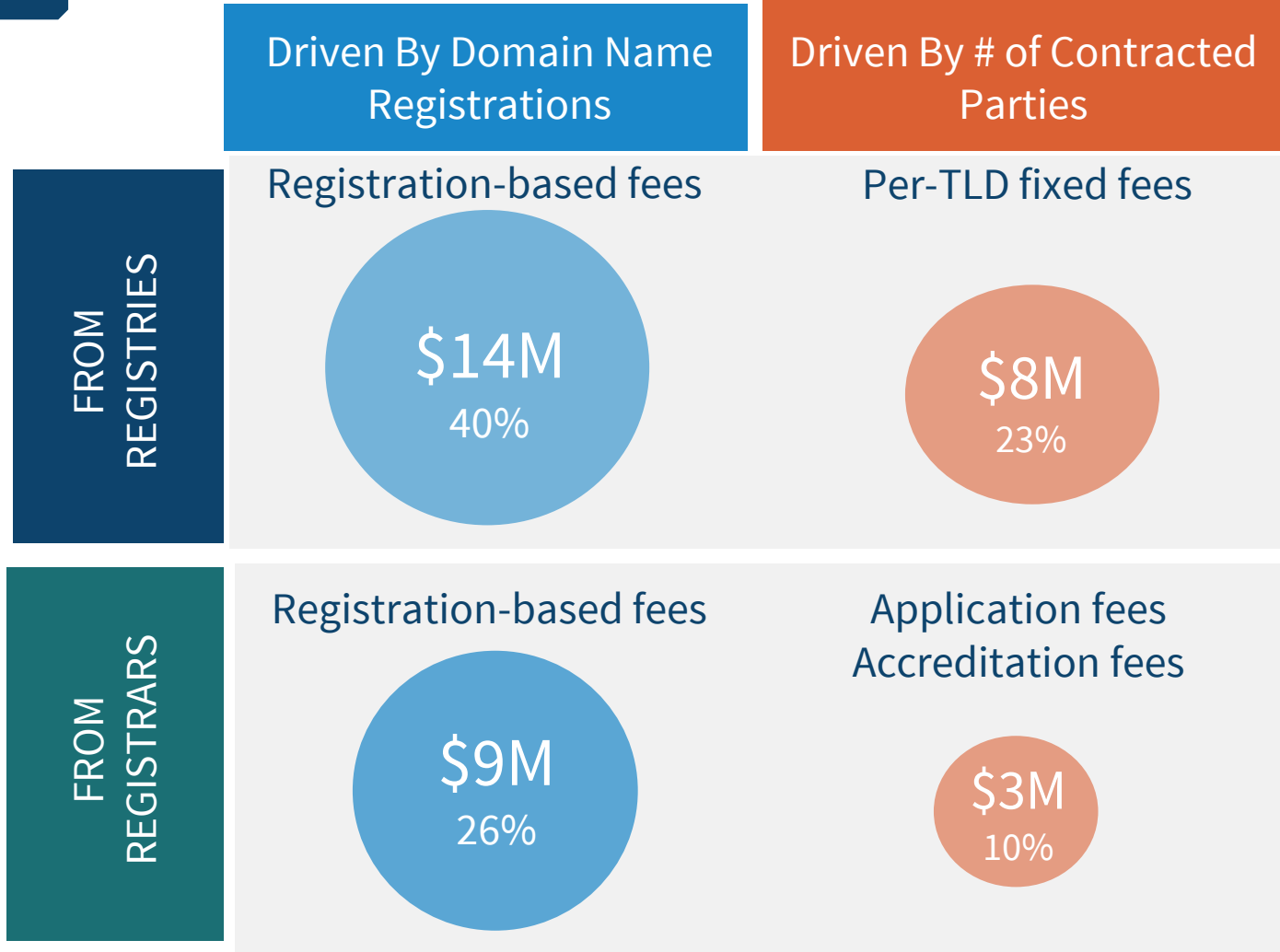
USD in millions	FY19 YTD Actual	FY19 YTD Budget	Var	% Var	FY18 YTD Actual	Var	% Var
Funding	\$34	\$33	\$1	2%	\$33	\$1	2%
Expenses	(\$25)	(\$31)	\$5	-18%	(\$28)	\$2	-8%
Net	\$9	\$2	\$6	252%	\$6	\$3	51%

Note: Expenses exclude bad debt and depreciation and include capital expenses.

Breakdown of Expenses	FY19 YTD Actual	FY19 YTD Budget	Var	% Var	FY18 YTD Actual	Var	% Var
IANA Services	(\$2)	(\$2)	\$0	-22%	(\$2)	(\$0)	4%
All Other	(\$24)	(\$29)	\$5	-17%	(\$26)	\$2	-9%

FY19 Year-to-date (Jul 18 – Sep 18) Funding

ICANN OPERATIONS



Other Income: \$0.1M, 0.4%

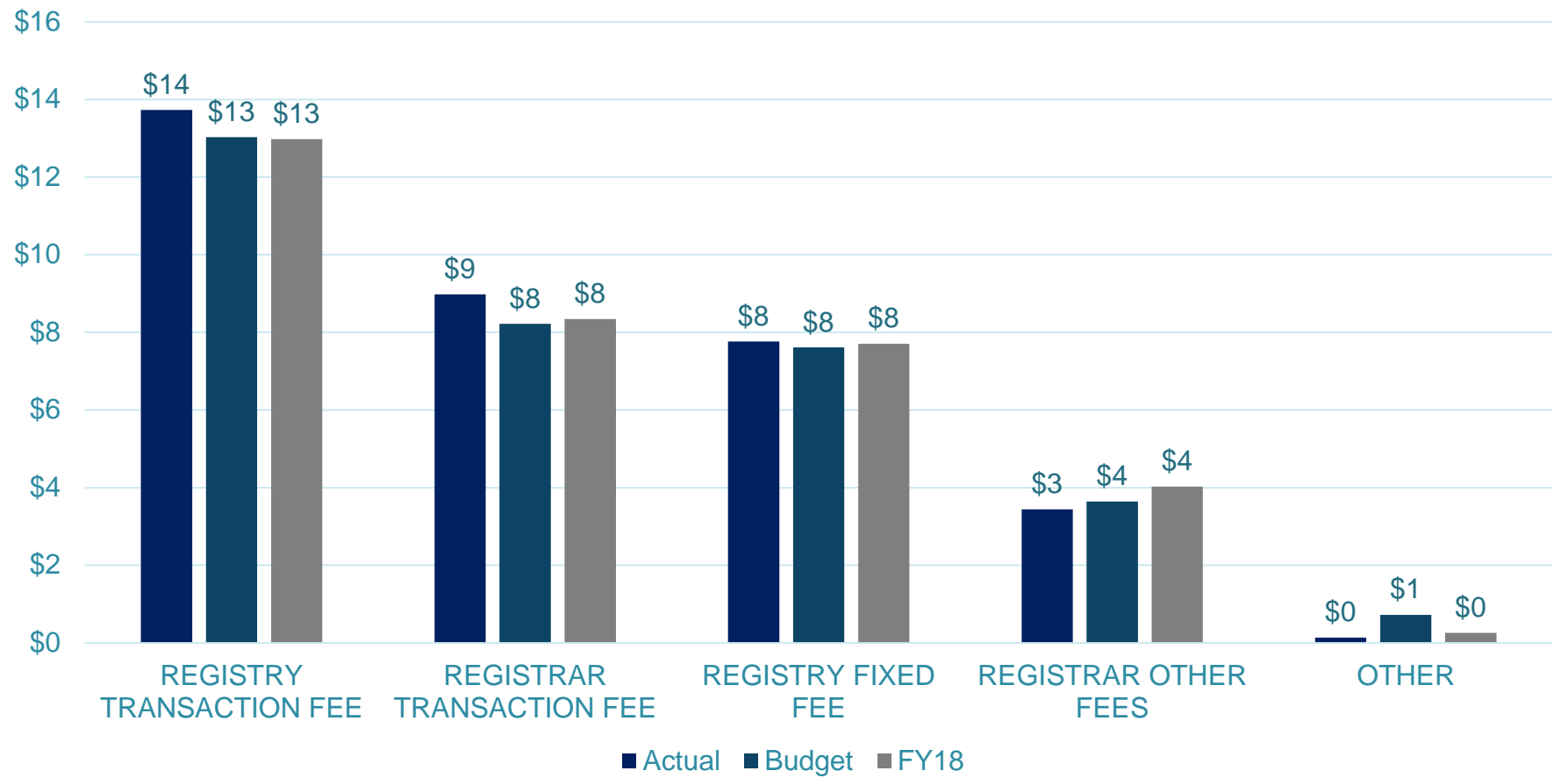
Total Funding: \$34M

FY19 Year-to-date (Jul 18 – Sep 18) Funding vs Budget & FY18

ICANN OPERATIONS

Actual: \$ 34M
 Budget: \$ 33M
 FY18: \$ 33M

Funding below target due to lower registration volumes

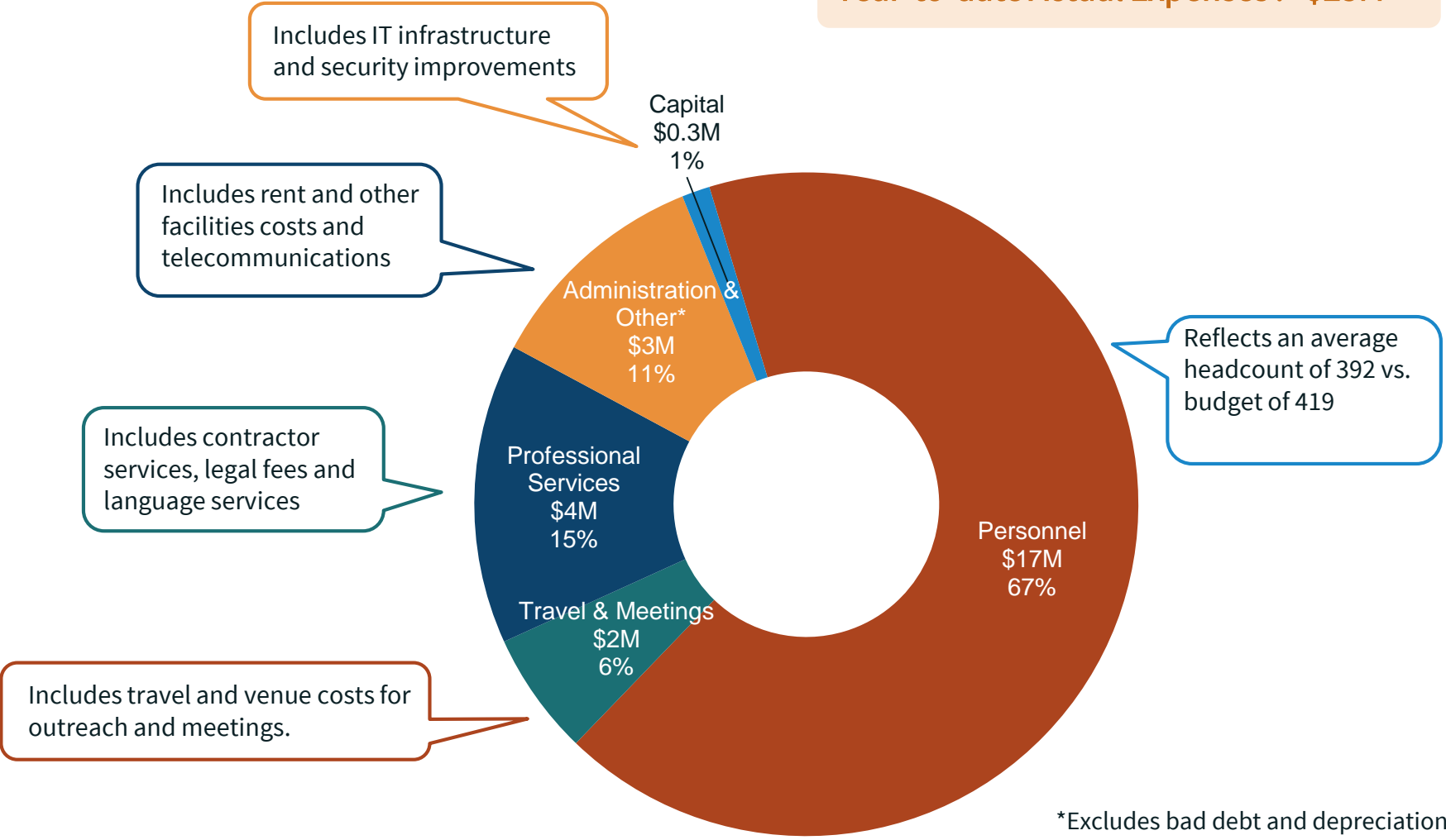


In millions, USD- unaudited – Scale and Arithmetic inconsistencies are due to rounding to the nearest million.

FY19 Year-to-date (Jul 18 – Sep 18) Operating & Capital Expenses

ICANN OPERATIONS

Year-to-date Actual Expenses : \$25M



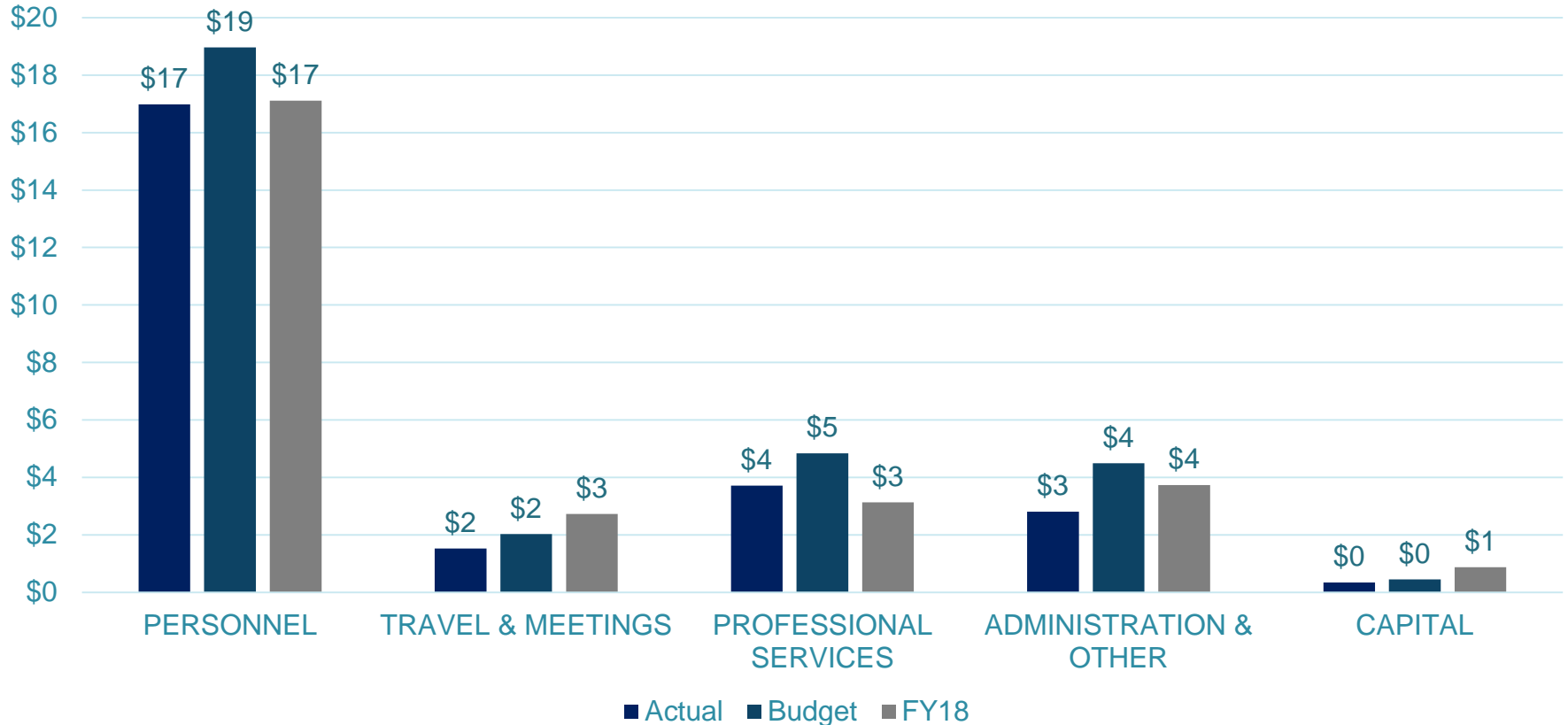
In millions, USD- unaudited – Scale and Arithmetic inconsistencies are due to rounding to the nearest million.

FY19 Year-to-date (Jul 18 – Sep 18) Operating & Capital Expense

ICANN OPERATIONS

Actual: \$ 25M
 Budget: \$ 31M
 FY18: \$ 28M

Lower personnel costs and timing differences of projects vs. plan.



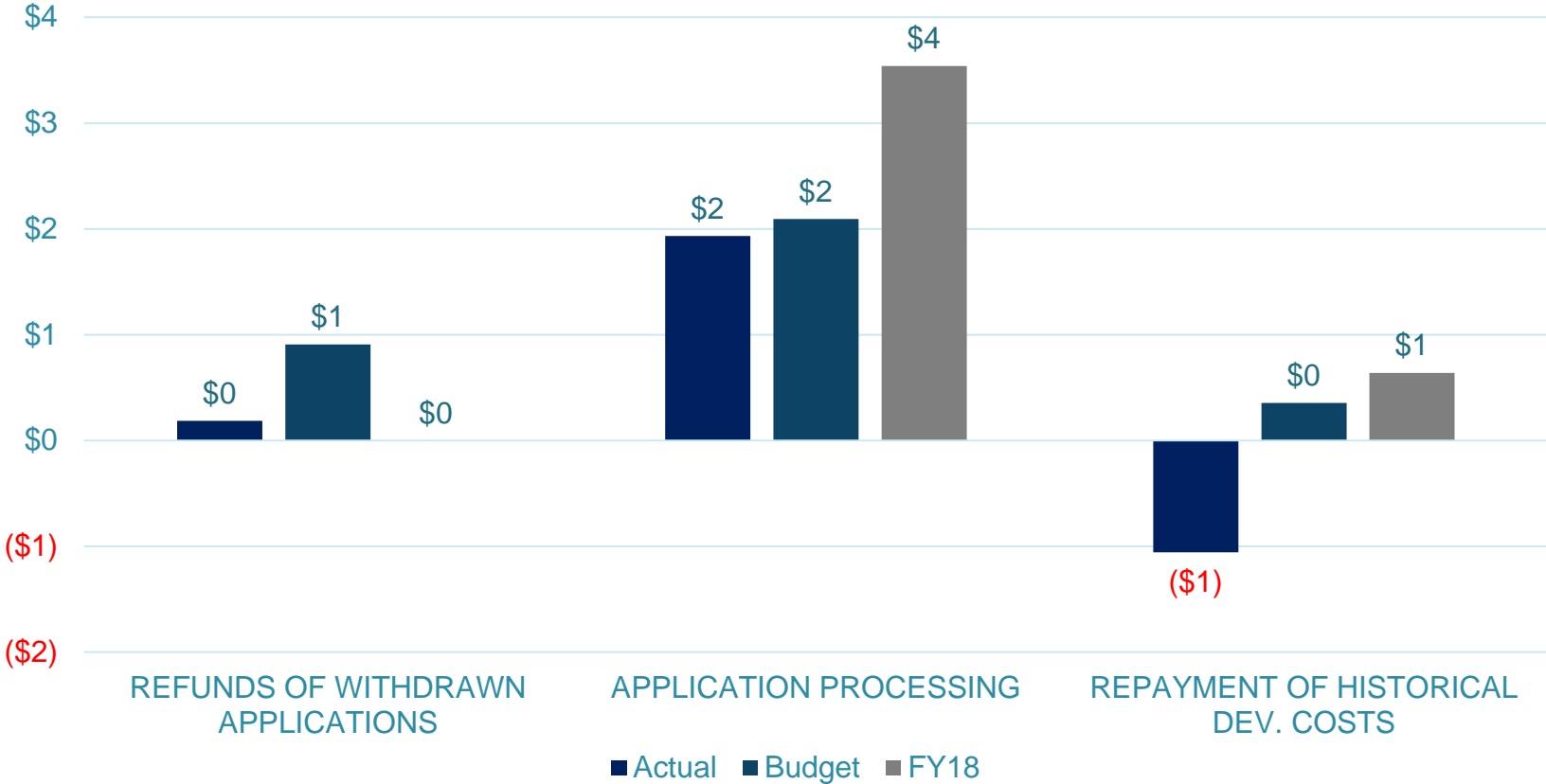
Activities covered by the contingency have been reported in the expense categories above based on the nature of the expense. The Contingency budget year to date is \$5.3M.

FY19 Year-to-date (Jul 18–Sep 18) New gTLD Program Expenses vs Budget

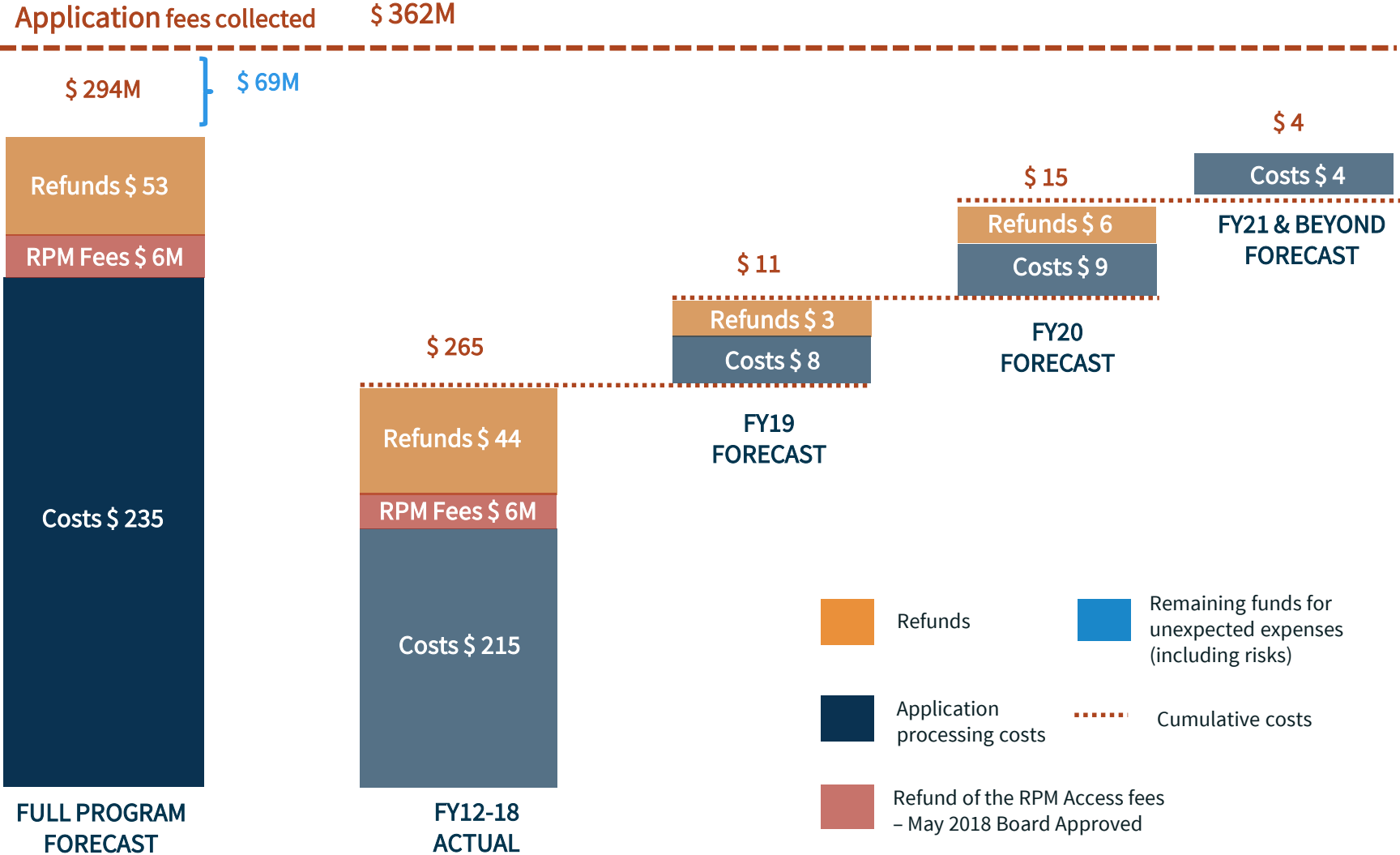
New gTLD PROGRAM

Actual: \$ 1M
 Budget: \$ 3M
 FY18: \$ 4M

Lower refunds of withdrawn applications.
 Historical Development costs re-aligned due to extension of the program.



New gTLD Program – Multi-year Forecast *(as of Dec 2018)*



In millions, USD- unaudited – Scale and Arithmetic inconsistencies are due to rounding to the nearest million.

FY19 Year-to-date (Jul 18–Sep 18) Total ICANN Organization Actuals

TOTAL ICANN ORG.

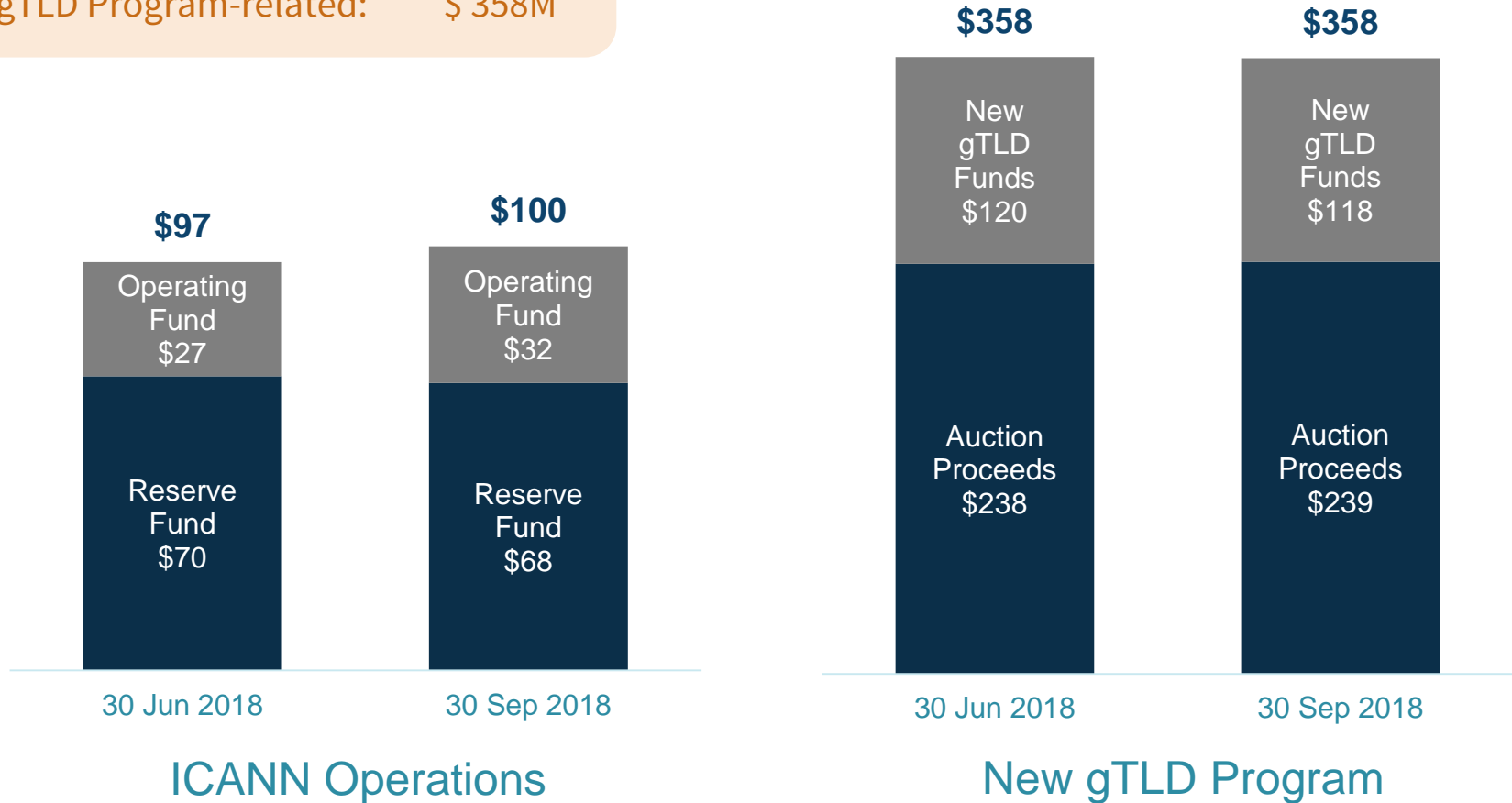
Unaudited USD in millions	FY19 YTD Actual			FY19 YTD Budget			Under / (Over) vs. FY19 Budget			
	Total ICANN Operations	New gTLD	Total ICANN	Total ICANN Operations	New gTLD	Total ICANN	Total ICANN Operations	New gTLD	Total ICANN	%
Funding	\$34	\$3	\$37	\$33	\$6	\$39	-\$1	\$3	\$2	5%
Cash Expenses ⁽¹⁾	-\$25	-\$2	-\$27	-\$31	-\$2	-\$33	\$5	\$0	\$6	17%
Net Operating Excess/(Deficit)	\$9	\$1	\$10	\$2	\$4	\$6	\$6	-\$3	\$3	54%

*Expenses exclude bad debt, depreciation and refunds for withdrawn New gTLD applications which are included in the Funding line.

FY19 Funds Under Management as of 30 September 2018

FUNDS UNDER MGMT.

Total Funds: \$ 458M
ICANN Operations: \$ 100M
New gTLD Program-related: \$ 358M



Appendix

Supplemental Financials

FY19 Statement of Position as of 30 September 2018

TOTAL ICANN ORG.

USD in millions Unaudited	September 30, 2018			June 30, 2018			Increase/ (Decrease)		
	ICANN Ops	New gTLD	Total	ICANN Ops	New gTLD	Total	ICANN Ops	New gTLD	Total
ASSETS									
Total Cash & Cash Equivalents	32.3	17.9	50.2	27.0	5.5	32.5	5.3	12.4	17.7
Investments	68.1	339.7	407.7	69.7	352.7	422.4	-1.6	-13.0	-14.7
Funds Under Management	100.4	357.5	457.9	96.7	358.2	454.9	3.7	-0.7	3.1
Receivables	34.0	0.2	34.3	34.0	0.2	34.2	0.0	0.0	0.0
Prepaid Expenses	3.0	0.0	3.0	2.4	0.0	2.4	0.6	0.0	0.6
Plant, Property & Equipment - Net	10.8	0.0	10.8	12.2	0.0	12.2	-1.4	0.0	-1.4
Other Assets	21.0	-18.3	2.7	20.3	-18.6	1.7	0.6	0.3	1.0
TOTAL ASSETS	169.2	339.5	508.7	165.6	339.8	505.5	3.6	-0.4	3.2
LIABILITIES AND NET ASSETS									
Accounts Payable & Accrued Liabilities	12.1	2.2	14.4	15.5	2.3	17.8	-3.4	-0.1	-3.4
Deferred Funding	1.0	31.2	32.2	1.0	35.6	36.6	0.0	-4.4	-4.4
Other Liabilities	0.0	0.0	0.0	0.0	0.0	0.0	0.0	0.0	0.0
TOTAL LIABILITIES	13.1	33.4	46.6	16.5	37.9	54.4	-3.4	-4.5	-7.9
UNRESTRICTED/RESTRICTED ASSETS	149.1	301.9	451.0	148.1	326.6	474.7	1.0	-24.7	-23.7
CURRENT YEAR CHANGE IN NET ASSETS	7.0	4.1	11.1	1.0	-24.7	-23.7	5.9	28.8	34.8
TOTAL NET ASSETS	156.1	306.0	462.1	149.1	301.9	451.0	7.0	4.1	11.1
TOTAL LIABILITIES & NET ASSETS	169.2	339.5	508.7	165.6	339.8	505.5	3.6	-0.4	3.2

FY19 Cash Flow Synopsis as of 30 September 2018

TOTAL ICANN ORG.

Unaudited	FY19		
	ICANN Ops	NgTLD	Total
Funds Under Management at Beginning of Period	\$96.7	\$358.2	\$454.9
Collected/ (refunded) from contributors/parties	32.9	(1.3)	31.6
Auction Proceeds	0.0	0.0	0.0
Paid to vendors	(14.8)	(0.3)	(15.2)
Paid to employees	(14.5)	(0.6)	(15.1)
Paid to vendors and employees on behalf of New gTLD	1.8	(2.4)	(0.6)
Reimbursement of payments to vendors and employees above, from New gTLD to ICANN Ops:			
Payments to vendors	(1.7)	1.7	0.0
NgTLD team costs (Paid to employees)	0.6	(0.6)	0.0
Historical Development Costs	(1.1)	1.1	0.0
Capital expenditures	(0.3)	0.0	(0.3)
Change in investment market value (excludes transfers to/ from operating account)	0.8	1.9	2.7
Funds Under Management at End of Period	\$100.4	\$357.5	\$457.9