



# **Registry Operator's MONTHLY REPORT**

**August 2002**

**Prepared: September 17, 2002**

**VeriSign Global Registry Services  
21345 Ridgetop Circle  
Dulles, VA 20166-6503**

## VeriSign Registry Monthly Report –August, 2002

As required by the ICANN/VeriSign Registry Agreements (Section 8 for .com; Section 3.15 for .net and .org), this report provides an overview of VeriSign Registry activity through the end of the reporting month. The information is primarily presented in table and chart format with text explanations as deemed necessary. The information is provided in the order as listed in **Appendix T** of the Registry Agreements. Pursuant to the agreements, "...items 5 - 12 shall be kept confidential by ICANN until three months after the end of the month to which the report relates."

Information is organized as follows:

1.	Accredited Registrar Status.....	3
	Table 1 – Accredited Registrar Status –August 2002.....	3
2.	Service Level Agreement Performance.....	3
	Table 2 – Service Level Agreement Performance – August 2002.....	3
3.	TLD Zone File Access Activity .....	4
	Table 3 – gTLD Zone File Access Activity August 2002 .....	4
4.	Completed SRS Software Releases.....	4
	Table 4 – Completed Shared Registration System Releases .....	4
5.	Domain Names Under Sponsorship – Per Registrar .....	5
6.	Name Servers Registered – Per Registrar .....	5
7.	Domain Names Registered by Registry Operator .....	5
8.	Whois Service Activity .....	6
	Table 5 – Total Monthly “Whois” Queries (millions).....	6
9.	Monthly Growth Trends.....	6
	Table 6 – Total Monthly Domain Name Transaction Trend by Category (millions).....	7
	Table 7 –Total Monthly Name Server Transactions by Category (millions) .....	7
10.	Total Number of Transactions by Subcategory by Month .....	7
	Table 8 – Total Monthly Domain Name Write Transactions by Subcategory (millions) 8	
	Table 9 - Total Monthly Name Server Write Transactions by Subcategory (millions)....	8
11.	Average Daily Transaction Range (In Millions).....	9
	Figure 1 – Average Daily Transaction Range.....	9
12.	TLD Geographical Registrations Distribution .....	9
13.	Other Information.....	9
	Table 10 – Total Monthly Transactions by Category (In Millions).....	9
	Figure 2 – Total Transactions by Month (In millions) .....	10
	Figure 3 – TLD Registrations Distribution – August 31, 2002 .....	11

## VeriSign Registry Monthly Report –August, 2002

### 1. Accredited Registrar Status

**Table 1** displays the current number and status of the ICANN accredited registrars. The registrars are grouped into three categories:

1. **Operational Registrars:** Those who have authorized access into the Shared Registration System (SRS) for processing domain name registrations.
2. **Registrars In The Ramp-Up Period:** Those who have received a password to access the Registry operational test and evaluation (OT&E) environment. The OT&E environment is provided to allow registrars to develop and test their systems with the SRS.
3. **Registrars In The Pre-Ramp-Up Period:** Those who have been sent a welcome letter from the VeriSign Registry but have not yet executed the Registry Confidentiality Agreement and/or have not yet submitted a completed Registrar Information Sheet. In most cases registrars are sent welcome letters via overnight express mail on the same day accreditation notification is received from ICANN.

**Table 1 – Accredited Registrar Status –August 2002**

Status	# of Registrars
Operational Registrars	110
Registrars In Ramp-Up Period	40
Registrars In Pre-Ramp-Up Period	27
<b>Total</b>	<b>177</b>

### 2. Service Level Agreement Performance

**Table 2** compares Service Level Agreement (SLA) Requirements with Actual Performance for the reporting month. As required by the ICANN/VeriSign Registry Agreements (Section 21 for .com; Section 3.3 for .net and .org), the VeriSign Registry is committed to provide service levels as specified in Appendix D of the agreements and to comply with the requirements of the SLA in Appendix E of the agreements. The SLA is incorporated into the VeriSign Registry Registrar Agreement that is executed with all operational registrars. **Note:** *The SLA permits two 12-hour windows per year to perform major upgrades.*

**Table 2 – Service Level Agreement Performance – August 2002**

Metric	SLA Requirement	Actual Performance
Total outage	8 hours	<b>0 hours 00 minutes</b>
Unplanned outage	4 hours	<b>0 hours 00 minutes</b>
Check domain average	3 seconds	<b>.01 seconds</b>
Add domain average	5 seconds	<b>.03 seconds</b>

## VeriSign Registry Monthly Report –August, 2002

### 3. TLD Zone File Access Activity

**Table 3** summarizes the zone file access activity for the current reporting month. As required by the ICANN/VeriSign Registry Agreements (Section 21 for .com; Section 3.9 for .net and .org), the VeriSign Registry provides third parties bulk access to the zone files for the .com, .net, and .org TLDs.

**Table 3 – gTLD Zone File Access Activity August 2002**

Zone file access passwords previous month	674
New zone file access passwords	22
Total zone file access approvals end of reporting month	<b>696</b>

### 4. Completed SRS Software Releases

As required by the ICANN/VeriSign Registry Agreements (Section 21 for .com; Section 3.9 for .net and .org), **Table 4** shows significant releases that have occurred since January 2001. The VeriSign Registry Shared Registration System (SRS) is continually being improved to better meet the needs of accredited registrars.

**Table 4 – Completed Shared Registration System Releases**

Release Name	Features	Target Date	Complete Date
Multilingual	Start of resolution stage, phase 1.	Dec 00	15 Jan 01
Fairfax 1	Improvements in data integrity and serviceability	Mid February	24 Feb 01
Multilingual	Addition of code points to support European languages	26 Feb 01	26 Feb 01
Multilingual	Start of resolution phase 2	Mid March	19 April 01
Multilingual	Addition of code points to support Southeast Asian and Indian languages	Late March	19 April 01
Multilingual	Addition of code points to support Middle Eastern languages	Apr 01	19 April 01
Nile	User feature improvements including universal blocking required by the new agreements.	28 Sep 01	28 Sep 01
Escrow	Data escrow enhancements	31 Oct 01	14 Dec 01
Core Release 4.0	User features required by the new agreements to include global user id, bulk transfer from one registrar to many.	19 Jan 2002	19 Jan 2002
Core Release 4.1	Support of IPv.6, exclusion of orphan A records from gTLD zones, and minor enhancements for performance	18 Jun 2002	18 Jun 2002

## VeriSign Registry Monthly Report –August, 2002

Release Name	Features	Target Date	Complete Date
Core Release 5.0	Migration of CSR/Registrar Tool from Dynamo to Weblogic, merge ASCII and IDN RRP application servers, restrict registration of name servers with invalid TLDs.	28 Sep 2002	On Target
Core Release 5.1	Add ability to Restore a domain; Sync expiration dates; addition of 3 new statuses – redemption period, pending restore, and pending delete; modifications to the CSR/Registrar tools and WhoIs.	TBD	

### 5. Domain Names Under Sponsorship – Per Registrar

This data will be provided under separate cover.

### 6. Name Servers Registered – Per Registrar

This data will be provided under separate cover.

### 7. Domain Names Registered by Registry Operator

Per the requirements of the .com registry agreement Section 24.B and the .net/.org registry agreements Section 3.6.2, as of 30 June 2002, the following names should be in Appendix X:

THE-VERISIGN-COM-NET-REGISTRY.COM  
THE-VERISIGN-COM-NET-REGISTRY.NET  
THE-VERISIGN-COM-NET-REGISTRY.ORG  
THE-VERISIGN-REGISTRY.COM  
THE-VERISIGN-REGISTRY.NET  
THE-VERISIGN-REGISTRY.ORG  
THEVERISIGNREGISTRY.COM  
THEVERISIGNREGISTRY.NET  
THEVERISIGNREGISTRY.ORG  
VCNR.COM  
VCNR.NET  
VCNR.ORG  
VERISIGN-COM-NET-REGISTRY.COM  
VERISIGN-COM-NET-REGISTRY.NET  
VERISIGN-COM-NET-REGISTRY.ORG  
VERISIGNCNR.COM  
VERISIGNCNR.NET  
VERISIGNCNR.ORG  
VRSN-CNR.COM  
VRSN-CNR.NET  
VRSN-CNR.ORG  
VRSN-COM-NET-REGISTRY.COM  
VRSN-COM-NET-REGISTRY.NET  
VRSN-COM-NET-REGISTRY.ORG

## VeriSign Registry Monthly Report –August, 2002

VRSNCNR.COM  
VRSNCNR.NET  
VRSNCNR.ORG  
VRSNCOMNETREGISTRY.COM  
VRSNCOMNETREGISTRY.NET  
VRSNCOMNETREGISTRY.ORG

### 8. Whois Service Activity

Table 5 – Total Monthly “Whois” Queries (millions)

	Total Queries	Peak	Avg
Aug-01	595.8	22.4	19.2
Sep-01	519.2	23.3	17.3
Oct-01	478.7	21.4	15.4
Nov-01	460.1	27.1	15.3
Dec-01	739.0	29.3	23.8
Jan-02	740.3	39.8	23.9
Feb-02	701.4	33.2	25.0
Mar-02	731.6	37.9	23.6
Apr-02	735.4	41.4	24.5
May-02	651.7	34.6	21.0
Jun-02	607.9	29.0	20.3
Jul-02	633.6	28.5	20.4
Aug-02	686.8	34.4	22.2

### 9. Monthly Growth Trends

There are three main categories of monthly transactions executed by registrars via the Registry Registrar Protocol (RRP) with the Shared Registration System (SRS):

1. **Query** – This category includes the following transactions: query a domain and query a server.
2. **Write** – This category includes the following transactions: adding a new domain, deleting a domain, modifying a domain name record, renewing a domain, transferring a domain, adding a server, deleting a server and modifying a server record.
3. **Check** – This category includes the following transactions: check a domain and check a server.

Table 6 shows the number of domain name transactions for each of these categories.

Table 7 shows the number of name server transactions for each of these categories.

VeriSign Registry Monthly Report –August, 2002

**Table 6 – Total Monthly Domain Name Transaction Trend by Category (millions)**

	Total	Query	%	Write	%	Check	%
Aug-01	1,410.9	32.7	2.3%	67.2	4.8%	1,311.1	92.9%
Sep-01	2,607.0	27.2	1.0%	69.0	2.6%	2,510.8	96.3%
Oct-01	2,524.8	26.6	1.1%	57.9	2.3%	2,440.4	96.7%
Nov-01	3,627.0	27.8	0.8%	210.3	5.8%	3,388.9	93.4%
Dec-01	4,069.9	42.8	1.1%	428.5	10.5%	3,598.5	88.4%
Jan-02	3,478.5	39.8	1.1%	439.5	12.6%	2,999.2	86.2%
Feb-02	3,191.9	37.6	1.2%	345.7	10.8%	2,808.6	88.0%
Mar-02	2,936.9	33.1	1.1%	774.7	26.4%	2,129.1	72.5%
Apr-02	1,685.5	33.3	2.0%	562.0	33.3%	1,090.3	64.7%
May-02	5,154.4	37.1	0.7%	1795.3	34.8%	3,322.0	64.4%
Jun-02	3,236.2	23.7	0.7%	1211.0	37.4%	2,001.5	61.8%
Jul-02	2,680.9	26.6	1.0%	1805.2	67.3%	849.1	31.7%
Aug-02	1,661.1	34.5	2.1%	1225.4	73.8%	401.1	24.2%

**Table 7 –Total Monthly Name Server Transactions by Category (millions)**

	Total	Query	%	Write	%	Check	%
Aug-01	9.8	3.5	35.6%	0.9	9.1%	5.4	55.3%
Sep-01	9.8	3.0	31.1%	0.7	6.7%	6.1	62.1%
Oct-01	20.6	12.3	59.6%	0.8	3.7%	7.6	36.7%
Nov-01	32.6	12.7	38.9%	0.6	1.9%	19.3	59.2%
Dec-01	26.7	11.4	42.6%	0.5	1.9%	14.8	55.5%
Jan-02	28.4	14.7	52.0%	0.6	2.0%	13.0	46.0%
Feb-02	20.4	12.3	60.2%	0.5	2.4%	7.6	37.4%
Mar-02	23.1	13.7	59.2%	0.2	1.1%	9.2	39.7%
Apr-02	24.4	13.2	54.0%	0.2	0.8%	11.0	45.2%
May-02	22.7	12.8	56.4%	0.2	0.9%	9.7	42.7%
Jun-02	19.4	11.6	59.6%	0.2	1.2%	7.6	39.2%
Jul-02	20.9	11.9	57.2%	0.3	1.6%	8.6	41.2%
Aug-02	19.1	11.4	59.7%	0.2	1.1%	7.5	39.2%

**10. Total Number of Transactions by Subcategory by Month**

**Table 8** shows the number of domain name ‘write’ transactions. **Table 9** shows the number of name server ‘write’ transactions.

VeriSign Registry Monthly Report –August, 2002

Table 8 – Total Monthly Domain Name Write Transactions by Subcategory (millions)

	Total	Add	Delete	Modify	Renew	Transfer
<b>Aug-01</b>	67.2	60.8	1.1	4.1	0.7	0.5
<b>Sep-01</b>	69.0	63.3	1.3	3.4	0.5	0.5
<b>Oct-01</b>	57.9	51.6	1.2	4.0	0.5	0.5
<b>Nov-01</b>	210.3	203.3	1.7	4.3	0.5	0.5
<b>Dec-01</b>	428.5	419.5	1.6	6.3	0.5	0.6
<b>Jan-02</b>	439.5	428.6	1.1	8.2	0.7	0.8
<b>Feb-02</b>	345.7	333.4	1.6	9.4	0.7	0.6
<b>Mar-02</b>	774.7	762.7	3.2	7.5	0.7	0.6
<b>Apr-02</b>	562.0	550.7	3.1	7.0	0.6	0.6
<b>May-02</b>	1795.3	1783.8	2.2	7.8	0.6	0.9
<b>Jun-02</b>	1211.0	1202.9	1.4	5.5	0.5	0.6
<b>Jul-02</b>	1805.2	1797.3	1.1	5.5	0.5	0.8
<b>Aug-02</b>	1225.4	1213.1	1.2	9.7	0.5	0.9

Table 9 - Total Monthly Name Server Write Transactions by Subcategory (millions)

	Total	Add	Delete	Modify
<b>Aug-01</b>	0.89	0.84	0.01	0.03
<b>Sep-01</b>	0.66	0.59	0.05	0.02
<b>Oct-01</b>	0.77	0.69	0.05	0.03
<b>Nov-01</b>	0.62	0.56	0.02	0.04
<b>Dec-01</b>	0.50	0.44	0.02	0.04
<b>Jan-02</b>	0.57	0.52	0.01	0.04
<b>Feb-02</b>	0.49	0.45	0.01	0.03
<b>Mar-02</b>	0.25	0.17	0.05	0.03
<b>Apr-02</b>	0.18	0.14	0.02	0.03
<b>May-02</b>	0.21	0.15	0.03	0.03
<b>Jun-02</b>	0.23	0.11	0.08	0.03
<b>Jul-02</b>	0.34	0.08	0.21	0.04
<b>Aug-02</b>	0.20	0.08	0.05	0.07

### 11. Average Daily Transaction Range (In Millions)

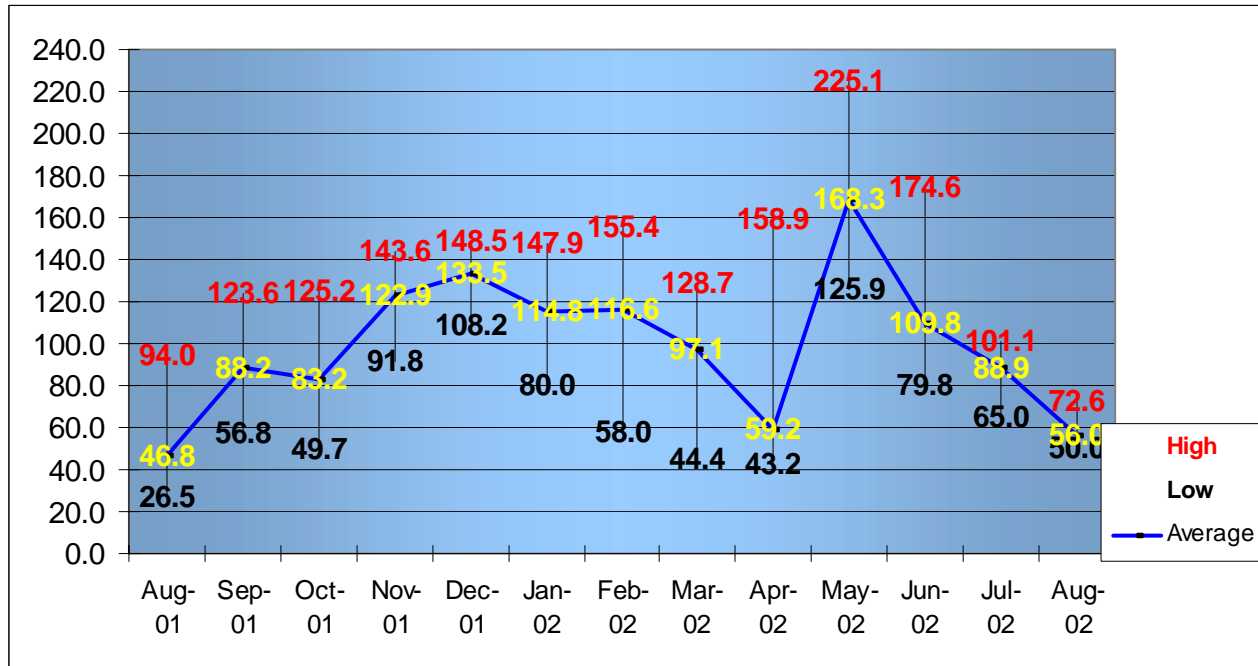


Figure 1 – Average Daily Transaction Range

### 12. TLD Geographical Registrations Distribution

The VeriSign Registry does not have registrant contact information.

### 13. Other Information

The following information is not required in the ICANN/VeriSign Registry Agreements but is provided as a continuation of data that was provided in monthly reports prior to the effective dates of the current agreements.

Table 10 shows the trend of total monthly transactions (domain names and name servers) for the .com, .net and .org TLDs.

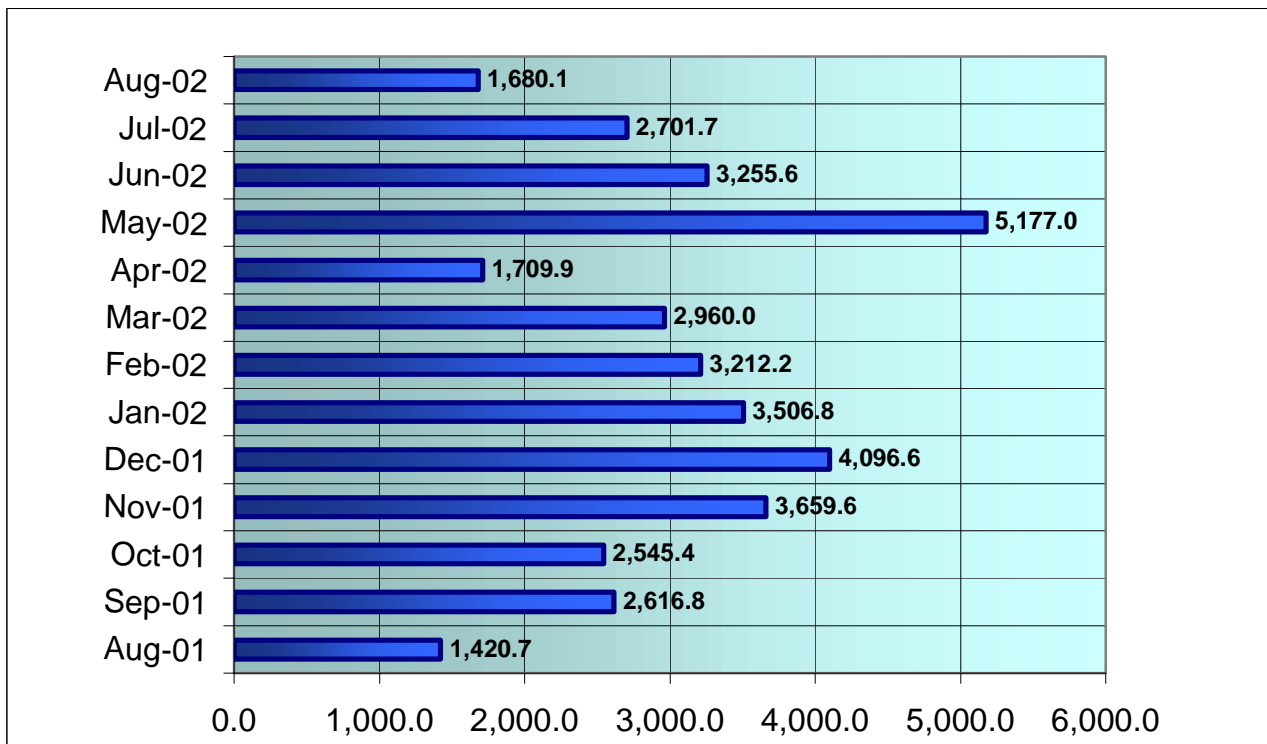
Table 10 – Total Monthly Transactions by Category (In Millions)

	Total	Query	%	Write	%	Check	%
Aug-01	1,420.7	36.2	2.5%	68.1	4.8%	1,316.5	92.7%
Sep-01	2,616.8	30.2	1.2%	69.7	2.7%	2,516.9	96.2%
Oct-01	2,545.4	38.9	1.5%	58.6	2.3%	2,447.9	96.2%
Nov-01	3,659.6	40.5	1.1%	210.9	5.8%	3,408.3	93.1%
Dec-01	4,096.6	54.2	1.3%	429.0	10.5%	3,613.3	88.2%
Jan-02	3,506.8	54.5	1.6%	440.1	12.5%	3,012.2	85.9%

## VeriSign Registry Monthly Report –August, 2002

	Total	Query	%	Write	%	Check	%
<b>Feb-02</b>	3,212.2	49.8	1.6%	346.2	10.8%	2,816.2	87.7%
<b>Mar-02</b>	2,960.0	46.8	1.6%	775.0	26.2%	2,138.2	72.2%
<b>Apr-02</b>	1,709.9	46.4	2.7%	562.2	32.9%	1,101.3	64.4%
<b>May-02</b>	5,177.0	49.9	1.0%	1795.5	34.7%	3,331.7	64.4%
<b>Jun-02</b>	3,255.6	35.3	1.1%	1211.3	37.2%	2,009.1	61.7%
<b>Jul-02</b>	2,701.7	38.5	1.4%	1805.5	66.8%	857.7	31.7%
<b>Aug-02</b>	1,680.1	45.9	2.7%	1225.6	72.9%	408.6	24.3%

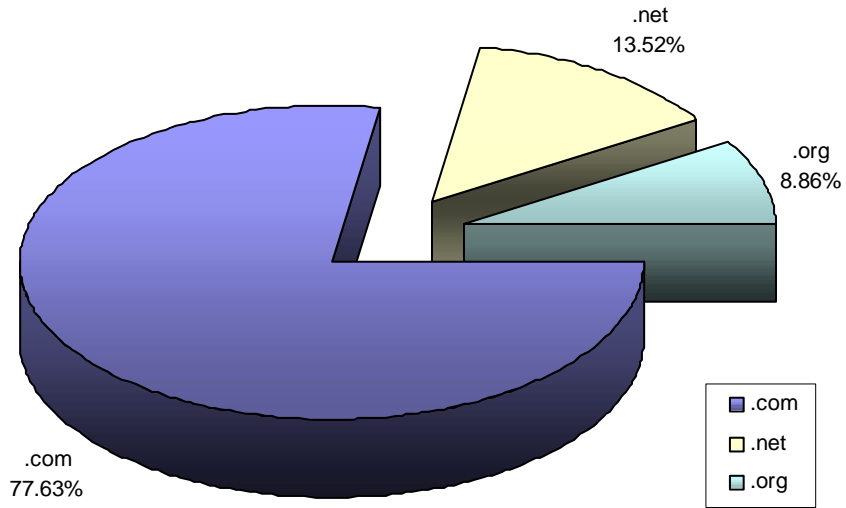
**Figure 2** displays the monthly growth trend in total Registry transactions (domain names and name servers) in millions for the .com, .net and .org TLDs.



**Figure 2 – Total Transactions by Month (In millions)**

## VeriSign Registry Monthly Report –August, 2002

**Figure 3** shows the percent of second-level domain names registered in each of the .com, .net and .org gTLDs as of the end of the current reporting month.



**Figure 3 – TLD Registrations Distribution – August 31, 2002**

The following information is provided as required by the ICANN/VeriSign Registry Agreements (.com, Section 8; .net and .org, Section 3.15; and requirements 5 and 6 in Appendix T for all three agreements). As stated in Appendix T, the following information "shall be kept confidential by ICANN until three months after the end of the month to which the report relates."

### Total Registrations in the VeriSign Registry Database and Name Server Count as of August 31, 2002

REGISTRAR	COM	NET	ORG	Total Domain Names	Name Servers
007Names, Inc.	1,688	276	184	2,148	49
1 Domain Names International, Inc. d/b/a	1,455	241	166	1,862	79
1 eNameCo.	13,795	2,815	2,595	19,205	547
123 Easy Domain Names dba Signature Doma	17,510	6,966	3,818	28,294	362
123 Registration, Inc.	3,075	669	483	4,227	101
1stDomain.net, division of G+D Internati	11,298	2,371	1,594	15,263	1,243
A Technology Company, Inc. d/b/a namesys	2,361	284	194	2,839	31
Abacus America, Inc. dba Names4Ever	90,175	15,445	10,503	116,123	2,444
Active ISP ASA	47,966	8,678	4,943	61,587	168
Address Creation	6,005	853	649	7,507	255
Alices Registry, Inc.	85	29	25	139	9
All West Communications, Inc. d/b/a AW R	27,970	5,771	3,176	36,917	1,658
Alldomains.com Inc.	86,932	12,098	7,662	106,692	1,616
AllGlobalNames S.A.	2			2	0
America Online, Inc. dba AOL and/or Comp	3,758	1,320	1,034	6,112	78
Arsys Internet, S.L. d/b/a soloregistros	713	117	101	931	2
Ascio Technologies, Inc.	73,342	19,418	11,132	103,892	605
BB Online UK Ltd	8,549	1,732	1,102	11,383	209
Blueberry Hill Comm., Inc. dba 4Domains.	4,731	756	574	6,061	126
BookMyName SAS	5,163	890	640	6,693	127
BulkRegister.com, Inc.	1,099,030	176,165	108,066	1,383,261	25,735
Capital Networks Pty LTD	46,430	6,647	3,218	56,295	1,505
Catalog.com, Inc.	26,535	3,340	3,267	33,142	165
CommuniGal Communications Ltd	1,854	20	9	1,883	1
Computer Services Langenbach GmbH dba jo	318,325	72,702	37,247	428,274	7,247
ComputerDataNetworks dba shop4domain/net	6,908	280	159	7,347	34
CORE Internet Council of Registrars	385,573	94,192	53,074	532,839	10,795
Corporate Domains, Inc.	1,684	587	382	2,653	43
Cronon AG Berlin, Niederlassung Regensbu	35,358	12,686	7,408	55,452	1,083
Deutsche Telekom AG	2,950	845	1,130	4,925	59

The following information is provided as required by the ICANN/VeriSign Registry Agreements (.com, Section 8; .net and .org, Section 3.15; and requirements 5 and 6 in Appendix T for all three agreements). As stated in Appendix T, the following information "shall be kept confidential by ICANN until three months after the end of the month to which the report relates."

### Total Registrations in the VeriSign Registry Database and Name Server Count as of August 31, 2002

REGISTRAR	COM	NET	ORG	Total Domain Names	Name Servers
Direct Information Pvt. Ltd., dba Direct	19,289	2,312	1,680	<b>23,281</b>	964
Domain Bank, Inc.	152,022	23,873	14,738	<b>190,633</b>	2,650
Domain Intellect Pty. Ltd	80,789	616	329	<b>81,734</b>	31
Domain Registration Services	32,141	4,411	3,667	<b>40,219</b>	1,676
DomainDiscover	313,737	63,702	36,542	<b>413,981</b>	5,531
Domaininfo AB d/b/a domaininfo.com	20,972	5,147	3,514	<b>29,633</b>	2,439
DomainName, Inc.	906	135	82	<b>1,123</b>	2
DomainPeople, Inc.	107,369	16,451	10,591	<b>134,411</b>	5,970
DomainRegistry.com, Inc.	8,463	1,377	1,315	<b>11,155</b>	385
Domainsite.com, Inc.	17,840	3,127	2,226	<b>23,193</b>	190
DomainZoo.com, Inc.	7,146	1,983	1,171	<b>10,300</b>	115
DomReg Ltd.	4,910	2		<b>4,912</b>	28
Dotster, Inc.	444,377	75,246	52,828	<b>572,451</b>	20,629
Eastern Communications Co., Ltd.	7,359	940	334	<b>8,633</b>	175
Easyspace LTD	136,727	25,062	13,233	<b>175,022</b>	2,404
eMarkmonitor Inc. dba Markmonitor	4,558	1,039	1,015	<b>6,612</b>	89
EnCirca Inc	2	1	2	<b>5</b>	0
EnetRegistry.com Corporation	425	72	39	<b>536</b>	36
eNom, Inc.	966,262	130,861	77,409	<b>1,174,532</b>	20,780
EPAG Enter-Price Multimedia AG	42,046	17,640	11,102	<b>70,788</b>	303
G.K. Group, L.L.C.	70,665	12,861	8,793	<b>92,319</b>	3,313
Gabia, Inc.	121,063	26,949	9,114	<b>157,126</b>	10,013
GANDI	241,279	59,267	46,002	<b>346,548</b>	12,258
Global Media Online, Inc	173,643	38,462	13,099	<b>225,204</b>	19,678
Globedom Datenkommunikations GmbH	3,106	867	415	<b>4,388</b>	257
Go Daddy Software, Inc.	894,105	155,707	97,781	<b>1,147,593</b>	28,581
HANGANG Systems, Inc. d/b/a doregi.com	83,747	20,202	5,067	<b>109,016</b>	6,647
I.D.R. Internet Domain Registry Ltd.	2,936	150	144	<b>3,230</b>	49
iHoldings.com, Inc. d/b/a Dotregistrar.c	495,931	66,529	29,846	<b>592,306</b>	5,281
Innerwise, Inc. d/b/a ItsYourDomain.com	254,420	35,696	20,946	<b>311,062</b>	4,220
InterAccess Co.	1,535	370	372	<b>2,277</b>	37
Interactive Telecom Network, Inc.	2,174	248	26	<b>2,448</b>	6
Intercosmos Media Group, Inc. d/b/a dire	537,157	70,645	42,198	<b>650,000</b>	12,449

The following information is provided as required by the ICANN/VeriSign Registry Agreements (.com, Section 8; .net and .org, Section 3.15; and requirements 5 and 6 in Appendix T for all three agreements). As stated in Appendix T, the following information "shall be kept confidential by ICANN until three months after the end of the month to which the report relates."

### Total Registrations in the VeriSign Registry Database and Name Server Count as of August 31, 2002

<b>REGISTRAR</b>	<b>COM</b>	<b>NET</b>	<b>ORG</b>	<b>Total Domain Names</b>	<b>Name Servers</b>
Interdomain, S.A.	30,762	4,197	2,601	<b>37,560</b>	554
Key-Systems GmbH	15,992	4,105	2,458	<b>22,555</b>	1,144
Korea Information Certificate Authority	117	14	4	<b>135</b>	5
Melbourne IT, Ltd. d/b/a Internet Names	1,259,253	212,809	127,418	<b>1,599,480</b>	11,480
Mobilcom City Line GmbH dba topnet AG	37	39	6	<b>82</b>	8
Mr.DomReg.com Inc.	7,956	1,695	728	<b>10,379</b>	111
NAMEBAY	28,693	5,574	3,583	<b>37,850</b>	732
NameEngine, Inc.	6,522	1,671	1,291	<b>9,484</b>	121
NameScout Corp	30,784	5,058	3,641	<b>39,483</b>	638
NamesDirect.Com, Inc.	94,892	17,544	11,905	<b>124,341</b>	2,068
NameSecure.com	99,181	17,132	14,220	<b>130,533</b>	1,096
NameTree, Inc.	15		1	<b>16</b>	0
Netbenefit PLC aka NetNames	23,004	5,920	4,294	<b>33,218</b>	94
Neteka, Inc. dba namesbeyond.com	3,717	527	336	<b>4,580</b>	70
Netpia.com, Inc.	95,262	19,274	5,881	<b>120,417</b>	3,598
Network Solutions, Inc.	7,054,576	1,180,212	951,669	<b>9,186,457</b>	324,852
Nominalia Internet S.L.	1,823	401	289	<b>2,513</b>	320
NORDNET	64,447	4,222	3,151	<b>71,820</b>	144
Omnis Network, LLC	8,757	1,225	1,024	<b>11,006</b>	512
OnlineNIC, Inc.	261,149	37,532	12,767	<b>311,448</b>	3,398
OVH	3,110	792	538	<b>4,440</b>	622
pairNIC	6,123	1,007	1,136	<b>8,266</b>	133
Parava Networks Inc dba RegistrareYa.com	28,665	5,333	2,969	<b>36,967</b>	821
pAsia, Inc.	3,000	629	267	<b>3,896</b>	238
Primus Telco Pty Ltd dba PrimusDomain/PI	12,338	2,296	1,302	<b>15,936</b>	976
PSI-Japan, Inc.	27,302	5,146	1,879	<b>34,327</b>	4,623
R&K GlobalBusinessServices,Inc. dba 000D	395	65	24	<b>484</b>	6
register.com, Inc.	2,259,301	395,164	254,650	<b>2,909,115</b>	70,281
Register.it SPA	7,248	1,840	1,186	<b>10,274</b>	47
Registration Technologies, Inc.	13,773	5,342	2,617	<b>21,732</b>	31
Schlund+Partner AG	362,469	127,554	68,649	<b>558,672</b>	1,251
Secura GmbH	3,639	1,045	710	<b>5,394</b>	138
Stargate Communications, Inc.	151,193	26,102	15,125	<b>192,420</b>	4,883

The following information is provided as required by the ICANN/VeriSign Registry Agreements (.com, Section 8; .net and .org, Section 3.15; and requirements 5 and 6 in Appendix T for all three agreements). As stated in Appendix T, the following information "shall be kept confidential by ICANN until three months after the end of the month to which the report relates."

**Total Registrations in the VeriSign Registry Database and Name Server Count as of August 31, 2002**

<b>REGISTRAR</b>	<b>COM</b>	<b>NET</b>	<b>ORG</b>	<b>Total Domain Names</b>	<b>Name Servers</b>
The Name It Corporation dba aitdomains.c	75,719	10,903	7,571	<b>94,193</b>	2,159
The Registry at Info Avenue d/b/a IA Reg	92,856	5,969	4,687	<b>103,512</b>	321
TLDs, Inc. dba SRSplus	32,423	6,993	3,950	<b>43,366</b>	1,164
Today and Tomorrow Co. Ltd.	1,482	409	70	<b>1,961</b>	99
TotalRegistrations	28,047	5,765	2,601	<b>36,413</b>	895
Transpac	20,714	2,931	2,022	<b>25,667</b>	447
Tucows, Inc.	2,391,564	420,336	263,441	<b>3,075,341</b>	64,982
Universal Registration Services, Inc.	2,857	819	435	<b>4,111</b>	1
Venture.co, Inc. dba DomainCity	199	13	2	<b>214</b>	9
Verisign Global Registry Services	10	10	10	<b>30</b>	10
Virtual Internet Plc.	1,652	311	168	<b>2,131</b>	9
Wild West Domains, Inc.	9,986	1,463	858	<b>12,307</b>	360
Wooho T&C Ltd., d/b/a rgnames.com	2,187	589	134	<b>2,910</b>	226
Xin Net Corp.	130,329	21,425	4,232	<b>155,986</b>	3,515
YesNIC Co. Ltd.	165,060	38,358	9,138	<b>212,556</b>	17,652
<b>TOTALS</b>	<b>22,500,901</b>	<b>3,917,903</b>	<b>2,567,793</b>	<b>28,986,597</b>	<b>750,406</b>