



Registry Operator's MONTHLY REPORT

July 2002

Prepared: August 16, 2002

**VeriSign Global Registry Services
21345 Ridgetop Circle
Dulles, VA 20166-6503**

VeriSign Registry Monthly Report – July, 2002

As required by the ICANN/VeriSign Registry Agreements (Section 8 for .com; Section 3.15 for .net and .org), this report provides an overview of VeriSign Registry activity through the end of the reporting month. The information is primarily presented in table and chart format with text explanations as deemed necessary. The information is provided in the order as listed in **Appendix T** of the Registry Agreements. Pursuant to the agreements, "...items 5 - 12 shall be kept confidential by ICANN until three months after the end of the month to which the report relates."

Information is organized as follows:

1.	Accredited Registrar Status.....	3
	Table 1 – Accredited Registrar Status – July 2002.....	3
2.	Service Level Agreement Performance.....	3
	Table 2 – Service Level Agreement Performance –July 2002	3
3.	TLD Zone File Access Activity	4
	Table 3 – gTLD Zone File Access Activity July 2002	4
4.	Completed SRS Software Releases.....	4
	Table 4 – Completed Shared Registration System Releases	4
5.	Domain Names Under Sponsorship – Per Registrar	5
6.	Name Servers Registered – Per Registrar	5
7.	Domain Names Registered by Registry Operator	5
8.	Whois Service Activity	6
	Table 5 – Total Monthly “Whois” Queries (millions).....	6
9.	Monthly Growth Trends.....	6
	Table 6 – Total Monthly Domain Name Transaction Trend by Category (millions).....	6
	Table 7 –Total Monthly Name Server Transactions by Category (millions)	7
10.	Total Number of Transactions by Subcategory by Month	7
	Table 8 – Total Monthly Domain Name Write Transactions by Subcategory (millions) 7	
	Table 9 - Total Monthly Name Server Write Transactions by Subcategory (millions)....	8
11.	Average Daily Transaction Range (In Millions).....	9
	Figure 1 – Average Daily Transaction Range.....	9
12.	TLD Geographical Registrations Distribution	9
13.	Other Information.....	9
	Table 10 – Total Monthly Transactions by Category (In Millions).....	9
	Figure 2 – Total Transactions by Month (In millions)	10
	Figure 3 – TLD Registrations Distribution – July 31, 2002	11

VeriSign Registry Monthly Report – July, 2002

1. Accredited Registrar Status

Table 1 displays the current number and status of the ICANN accredited registrars. The registrars are grouped into three categories:

1. **Operational Registrars:** Those who have authorized access into the Shared Registration System (SRS) for processing domain name registrations.
2. **Registrars In The Ramp-Up Period:** Those who have received a password to access the Registry operational test and evaluation (OT&E) environment. The OT&E environment is provided to allow registrars to develop and test their systems with the SRS.
3. **Registrars In The Pre-Ramp-Up Period:** Those who have been sent a welcome letter from the VeriSign Registry but have not yet executed the Registry Confidentiality Agreement and/or have not yet submitted a completed Registrar Information Sheet. In most cases registrars are sent welcome letters via overnight express mail on the same day accreditation notification is received from ICANN.

Table 1 – Accredited Registrar Status – July 2002

Status	# of Registrars
Operational Registrars	108
Registrars In Ramp-Up Period	45
Registrars In Pre-Ramp-Up Period	28
Total	181

2. Service Level Agreement Performance

Table 2 compares Service Level Agreement (SLA) Requirements with Actual Performance for the reporting month. As required by the ICANN/VeriSign Registry Agreements (Section 21 for .com; Section 3.3 for .net and .org), the VeriSign Registry is committed to provide service levels as specified in Appendix D of the agreements and to comply with the requirements of the SLA in Appendix E of the agreements. The SLA is incorporated into the VeriSign Registry Registrar Agreement that is executed with all operational registrars. **Note:** *The SLA permits two 12-hour windows per year to perform major upgrades.*

Table 2 – Service Level Agreement Performance –July 2002

Metric	SLA Requirement	Actual Performance
Total outage	8 hours	3 hours 20 minutes
Unplanned outage	4 hours	0 hours 00 minutes
Check domain average	3 seconds	.01 seconds
Add domain average	5 seconds	.02 seconds

VeriSign Registry Monthly Report – July, 2002

3. TLD Zone File Access Activity

Table 3 summarizes the zone file access activity for the current reporting month. As required by the ICANN/VeriSign Registry Agreements (Section 21 for .com; Section 3.9 for .net and .org), the VeriSign Registry provides third parties bulk access to the zone files for the .com, .net, and .org TLDs.

Table 3 – gTLD Zone File Access Activity July 2002

Zone file access passwords previous month	660
New zone file access passwords	14
Total zone file access approvals end of reporting month	674

4. Completed SRS Software Releases

As required by the ICANN/VeriSign Registry Agreements (Section 21 for .com; Section 3.9 for .net and .org), **Table 4** shows significant releases that have occurred since January 2001. The VeriSign Registry Shared Registration System (SRS) is continually being improved to better meet the needs of accredited registrars.

Table 4 – Completed Shared Registration System Releases

Release Name	Features	Target Date	Complete Date
Multilingual	Start of resolution stage, phase 1.	Dec 00	15 Jan 01
Fairfax 1	Improvements in data integrity and serviceability	Mid February	24 Feb 01
Multilingual	Addition of code points to support European languages	26 Feb 01	26 Feb 01
Multilingual	Start of resolution phase 2	Mid March	19 April 01
Multilingual	Addition of code points to support Southeast Asian and Indian languages	Late March	19 April 01
Multilingual	Addition of code points to support Middle Eastern languages	Apr 01	19 April 01
Nile	User feature improvements including universal blocking required by the new agreements.	28 Sep 01	28 Sep 01
Escrow	Data escrow enhancements	31 Oct 01	14 Dec 01
Core Release 4.0	User features required by the new agreements to include global user id, bulk transfer from one registrar to many.	19 Jan 2002	19 Jan 2002
Core Release 4.1	Support of IPv.6, exclusion of orphan A records from gTLD zones, and minor enhancements for performance	18 Jun 2002	18 Jun 2002

VeriSign Registry Monthly Report – July, 2002

Release Name	Features	Target Date	Complete Date
Core Release 5.0	Updates and enhancements to the Registrar tool, and internal operational and diagnostic enhancements.	28 Sep 2002	On Target

5. Domain Names Under Sponsorship – Per Registrar

This data will be provided under separate cover.

6. Name Servers Registered – Per Registrar

This data will be provided under separate cover.

7. Domain Names Registered by Registry Operator

Per the requirements of the .com registry agreement Section 24.B and the .net/.org registry agreements Section 3.6.2, as of 30 June 2002, the following names should be in Appendix X:

THE-VERISIGN-COM-NET-REGISTRY.COM
THE-VERISIGN-COM-NET-REGISTRY.NET
THE-VERISIGN-COM-NET-REGISTRY.ORG
THE-VERISIGN-REGISTRY.COM
THE-VERISIGN-REGISTRY.NET
THE-VERISIGN-REGISTRY.ORG
THEVERISIGNREGISTRY.COM
THEVERISIGNREGISTRY.NET
THEVERISIGNREGISTRY.ORG
VCNR.COM
VCNR.NET
VCNR.ORG
VERISIGN-COM-NET-REGISTRY.COM
VERISIGN-COM-NET-REGISTRY.NET
VERISIGN-COM-NET-REGISTRY.ORG
VERISIGNCNR.COM
VERISIGNCNR.NET
VERISIGNCNR.ORG
VRSN-CNR.COM
VRSN-CNR.NET
VRSN-CNR.ORG
VRSN-COM-NET-REGISTRY.COM
VRSN-COM-NET-REGISTRY.NET
VRSN-COM-NET-REGISTRY.ORG
VRSNCNR.COM
VRSNCNR.NET
VRSNCNR.ORG
VRSNCOMNETREGISTRY.COM
VRSNCOMNETREGISTRY.NET
VRSNCOMNETREGISTRY.ORG

8. Whois Service Activity

Table 5 – Total Monthly “Whois” Queries (millions)

	Total Queries	Peak	Avg
Jun-01	645.3	30.8	23.1
Jul-01	627.8	30.8	20.3
Aug-01	595.8	22.4	19.2
Sep-01	519.2	23.3	17.3
Oct-01	478.7	21.4	15.4
Nov-01	460.1	27.1	15.3
Dec-01	739.0	29.3	23.8
Jan-02	740.3	39.8	23.9
Feb-02	701.4	33.2	25.0
Mar-02	731.6	37.9	23.6
Apr-02	735.4	41.4	24.5
May-02	651.7	34.6	21.0
Jun-02	607.9	29.0	20.3
Jul-02	633.6	28.5	20.4

9. Monthly Growth Trends

There are three main categories of monthly transactions executed by registrars via the Registry Registrar Protocol (RRP) with the Shared Registration System (SRS):

1. **Query** – This category includes the following transactions: query a domain and query a server.
2. **Write** – This category includes the following transactions: adding a new domain, deleting a domain, modifying a domain name record, renewing a domain, transferring a domain, adding a server, deleting a server and modifying a server record.
3. **Check** – This category includes the following transactions: check a domain and check a server.

Table 6 shows the number of domain name transactions for each of these categories.

Table 7 shows the number of name server transactions for each of these categories.

Table 6 – Total Monthly Domain Name Transaction Trend by Category (millions)

	Total	Query	%	Write	%	Check	%
May-01	877.4	42.0	4.8%	7.3	0.8%	828.2	94.4%
Jun-01	1,202.4	36.5	3.0%	46.1	3.8%	1,119.8	93.1%
Jul-01	1,577.6	37.4	2.4%	36.6	2.3%	1,503.6	95.3%

VeriSign Registry Monthly Report – July, 2002

	Total	Query	%	Write	%	Check	%
Aug-01	1,410.9	32.7	2.3%	67.2	4.8%	1,311.1	92.9%
Sep-01	2,607.0	27.2	1.0%	69.0	2.6%	2,510.8	96.3%
Oct-01	2,524.8	26.6	1.1%	57.9	2.3%	2,440.4	96.7%
Nov-01	3,627.0	27.8	0.8%	210.3	5.8%	3,388.9	93.4%
Dec-01	4,069.9	42.8	1.1%	428.5	10.5%	3,598.5	88.4%
Jan-02	3,478.5	39.8	1.1%	439.5	12.6%	2,999.2	86.2%
Feb-02	3,191.9	37.6	1.2%	345.7	10.8%	2,808.6	88.0%
Mar-02	2,936.9	33.1	1.1%	774.7	26.4%	2,129.1	72.5%
Apr-02	1,685.5	33.3	2.0%	562.0	33.3%	1,090.3	64.7%
May-02	5,154.4	37.1	0.7%	1795.3	34.8%	3,322.0	64.4%
Jun-02	3,236.2	23.7	0.7%	1211.0	37.4%	2,001.5	61.8%
Jul-02	2,680.9	26.6	1.0%	1805.2	67.3%	849.1	31.7%

Table 7 – Total Monthly Name Server Transactions by Category (millions)

	Total	Query	%	Write	%	Check	%
May-01	9.0	3.0	33.3%	0.8	9.2%	5.2	57.6%
Jun-01	10.9	3.7	33.6%	0.8	7.8%	6.4	58.7%
Jul-01	12.0	5.0	41.4%	0.8	6.3%	6.3	52.3%
Aug-01	9.8	3.5	35.6%	0.9	9.1%	5.4	55.3%
Sep-01	9.8	3.0	31.1%	0.7	6.7%	6.1	62.1%
Oct-01	20.6	12.3	59.6%	0.8	3.7%	7.6	36.7%
Nov-01	32.6	12.7	38.9%	0.6	1.9%	19.3	59.2%
Dec-01	26.7	11.4	42.6%	0.5	1.9%	14.8	55.5%
Jan-02	28.4	14.7	52.0%	0.6	2.0%	13.0	46.0%
Feb-02	20.4	12.3	60.2%	0.5	2.4%	7.6	37.4%
Mar-02	23.1	13.7	59.2%	0.2	1.1%	9.2	39.7%
Apr-02	24.4	13.2	54.0%	0.2	0.8%	11.0	45.2%
May-02	22.7	12.8	56.4%	0.2	0.9%	9.7	42.7%
Jun-02	19.4	11.6	59.6%	0.2	1.2%	7.6	39.2%
Jul-02	20.9	11.9	57.2%	0.3	1.6%	8.6	41.2%

10. Total Number of Transactions by Subcategory by Month

Table 8 shows the number of domain name ‘write’ transactions. Table 9 shows the number of name server ‘write’ transactions.

Table 8 – Total Monthly Domain Name Write Transactions by Subcategory (millions)

	Total	Add	Delete	Modify	Renew	Transfer
May-01	7.3	2.2	0.7	3.4	0.4	0.5

VeriSign Registry Monthly Report – July, 2002

	Total	Add	Delete	Modify	Renew	Transfer
Jun-01	46.1	39.2	1.3	4.0	0.7	0.9
Jul-01	36.6	30.6	1.0	3.8	0.6	0.6
Aug-01	67.2	60.8	1.1	4.1	0.7	0.5
Sep-01	69.0	63.3	1.3	3.4	0.5	0.5
Oct-01	57.9	51.6	1.2	4.0	0.5	0.5
Nov-01	210.3	203.3	1.7	4.3	0.5	0.5
Dec-01	428.5	419.5	1.6	6.3	0.5	0.6
Jan-02	439.5	428.6	1.1	8.2	0.7	0.8
Feb-02	345.7	333.4	1.6	9.4	0.7	0.6
Mar-02	774.7	762.7	3.2	7.5	0.7	0.6
Apr-02	562.0	550.7	3.1	7.0	0.6	0.6
May-02	1795.3	1783.8	2.2	7.8	0.6	0.9
Jun-02	1211.0	1202.9	1.4	5.5	0.5	0.6
Jul-02	1805.2	1797.3	1.1	5.5	0.5	0.8

Table 9 - Total Monthly Name Server Write Transactions by Subcategory (millions)

	Total	Add	Delete	Modify
May-01	0.83	0.80	0.01	0.02
Jun-01	0.85	0.82	0.01	0.02
Jul-01	0.75	0.71	0.01	0.03
Aug-01	0.89	0.84	0.01	0.03
Sep-01	0.66	0.59	0.05	0.02
Oct-01	0.77	0.69	0.05	0.03
Nov-01	0.62	0.56	0.02	0.04
Dec-01	0.50	0.44	0.02	0.04
Jan-02	0.57	0.52	0.01	0.04
Feb-02	0.49	0.45	0.01	0.03
Mar-02	0.25	0.17	0.05	0.03
Apr-02	0.18	0.14	0.02	0.03
May-02	0.21	0.15	0.03	0.03
Jun-02	0.23	0.11	0.08	0.03
Jul-02	0.34	0.08	0.21	0.04

11. Average Daily Transaction Range (In Millions)

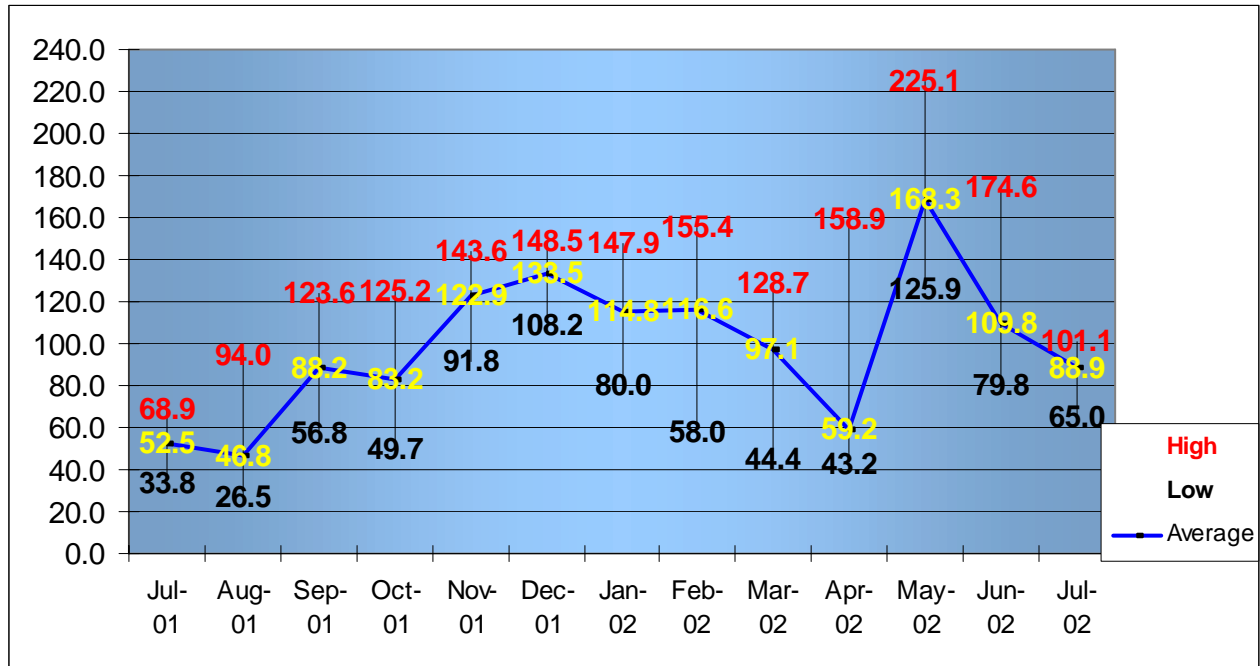


Figure 1 – Average Daily Transaction Range

12. TLD Geographical Registrations Distribution

The VeriSign Registry does not have registrant contact information.

13. Other Information

The following information is not required in the ICANN/VeriSign Registry Agreements but is provided as a continuation of data that was provided in monthly reports prior to the effective dates of the current agreements.

Table 10 shows the trend of total monthly transactions (domain names and name servers) for the .com, .net and .org TLDs.

Table 10 – Total Monthly Transactions by Category (In Millions)

	Total	Query	%	Write	%	Check	%
Mar-01	1,115.4	46.5	4.2%	9.8	0.9%	1,059.1	95.0%
Apr-01	899.6	34.0	3.8%	8.8	1.0%	856.8	95.2%
May-01	886.4	45.0	5.1%	8.1	0.9%	833.4	94.0%
Jun-01	1,213.3	40.1	3.3%	46.9	3.9%	1,126.2	92.8%
Jul-01	1,589.6	42.3	2.7%	37.4	2.4%	1,509.9	95.0%
Aug-01	1,420.7	36.2	2.5%	68.1	4.8%	1,316.5	92.7%

VeriSign Registry Monthly Report – July, 2002

	Total	Query	%	Write	%	Check	%
Sep-01	2,616.8	30.2	1.2%	69.7	2.7%	2,516.9	96.2%
Oct-01	2,545.4	38.9	1.5%	58.6	2.3%	2,447.9	96.2%
Nov-01	3,659.6	40.5	1.1%	210.9	5.8%	3,408.3	93.1%
Dec-01	4,096.6	54.2	1.3%	429.0	10.5%	3,613.3	88.2%
Jan-02	3,506.8	54.5	1.6%	440.1	12.5%	3,012.2	85.9%
Feb-02	3,212.2	49.8	1.6%	346.2	10.8%	2,816.2	87.7%
Mar-02	2,960.0	46.8	1.6%	775.0	26.2%	2,138.2	72.2%
Apr-02	1,709.9	46.4	2.7%	562.2	32.9%	1,101.3	64.4%
May-02	5,177.0	49.9	1.0%	1795.5	34.7%	3,331.7	64.4%
Jun-02	3,255.6	35.3	1.1%	1211.3	37.2%	2,009.1	61.7%
Jul-02	2,701.7	38.5	1.4%	1805.5	66.8%	857.7	31.7%

Figure 2 displays the monthly growth trend in total Registry transactions (domain names and name servers) in millions for the .com, .net and .org TLDs.

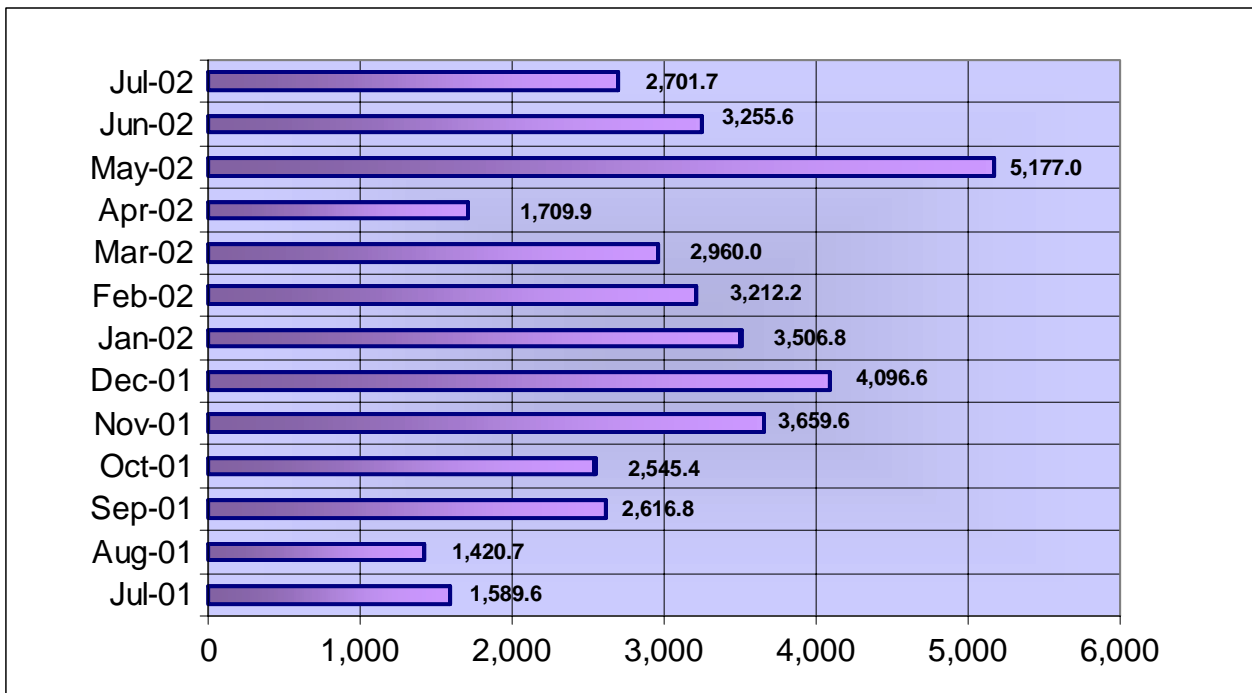


Figure 2 – Total Transactions by Month (In millions)

VeriSign Registry Monthly Report – July, 2002

Figure 3 shows the percent of second-level domain names registered in each of the .com, .net and .org gTLDs as of the end of the current reporting month.

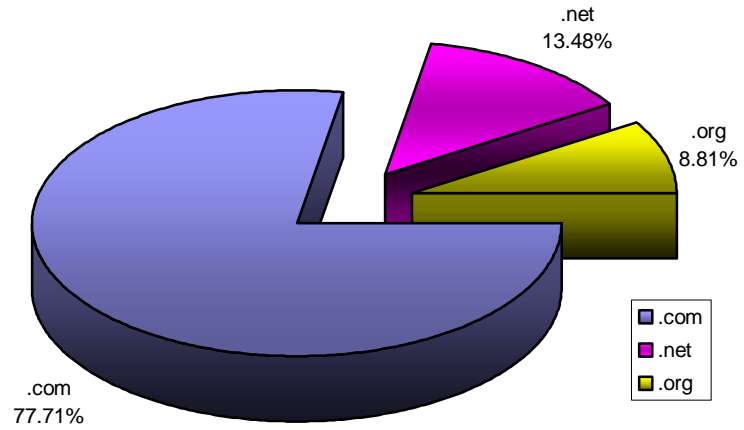



Figure 3 – TLD Registrations Distribution – July 31, 2002



The following information is provided as required by the ICANN/VeriSign Registry Agreements (.com, Section 8; .net and .org, Section 3.15; and requirements 5 and 6 in Appendix T for all three agreements). As stated in Appendix T, the following information "shall be kept confidential by ICANN until three months after the end of the month to which the report relates."

Total Registrations in the VeriSign Registry Database and Name Server Count as of July 31, 2002

REGISTRAR	COM	NET	ORG	Total Domain Names	Name Servers
Domain Intellect Pty. Ltd	49,777	158	90	50,025	5
Domain Registration Services	33,001	4,567	3,797	41,365	1,635
DomainDiscover	311,156	62,703	35,844	409,703	5,174
Domaininfo AB d/b/a domaininfo.com	21,090	5,144	3,486	29,720	2,329
DomainName, Inc.	218	37	16	271	0
DomainPeople, Inc.	108,076	16,695	10,736	135,507	5,634
DomainRegistry.com, Inc.	8,513	1,396	1,312	11,221	360
Domainsite.com, Inc.	17,713	3,070	2,202	22,985	166
DomainZoo.com, Inc.	7,157	2,158	1,234	10,549	107
DomReg Ltd.	4,158	2		4,160	28
Dotster, Inc.	439,301	74,621	52,035	565,957	18,913
Eastern Communications Co., Ltd.	7,240	945	335	8,520	175
Easyspace LTD	146,150	27,306	14,404	187,860	2,404
eMarkmonitor Inc. dba Markmonitor	4,153	933	914	6,000	80
EnetRegistry.com Corporation	442	77	40	559	36
eNom, Inc.	903,419	120,834	72,175	1,096,428	17,930
EPAG Enter-Price Multimedia AG	40,395	16,952	10,660	68,007	292
G.K. Group, L.L.C.	69,021	12,552	8,565	90,138	3,140
Gabia, Inc.	119,532	26,484	8,917	154,933	9,463
GANDI	239,081	58,796	45,793	343,670	11,219
Global Media Online, Inc	172,219	38,084	13,054	223,357	18,931
Globedom Datenkommunikations GmbH	2,917	811	383	4,111	216
Go Daddy Software, Inc.	821,079	142,315	89,621	1,053,015	22,963
HANGANG Systems, Inc. d/b/a doregi.com	84,401	20,282	5,014	109,697	6,534
I.D.R. Internet Domain Registry Ltd.	5,165	138	137	5,440	42
iHoldings.com, Inc. d/b/a Dotregistrar.com	484,070	65,690	29,310	579,070	4,813
Innerwise, Inc. d/b/a ItsYourDomain.com	255,367	35,045	20,704	311,116	3,652
InterAccess Co.	1,559	370	376	2,305	37
Interactive Telecom Network, Inc.	2,174	248	26	2,448	6
Intercosmos Media Group, Inc. d/b/a directNIC.com	513,291	68,398	40,675	622,364	10,849
Interdomain, S.A.	31,100	4,071	2,563	37,734	540
Key-Systems GmbH	14,247	3,686	2,249	20,182	1,036
Melbourne IT, Ltd. d/b/a Internet Names Worldwide	1,248,896	212,846	126,187	1,587,929	10,855

The following information is provided as required by the ICANN/VeriSign Registry Agreements (.com, Section 8; .net and .org, Section 3.15; and requirements 5 and 6 in Appendix T for all three agreements). As stated in Appendix T, the following information "shall be kept confidential by ICANN until three months after the end of the month to which the report relates."

Total Registrations in the VeriSign Registry Database and Name Server Count as of July 31, 2002

REGISTRAR	COM	NET	ORG	Total Domain Names	Name Servers
Mobilcom City Line GmbH dba topnet AG	31	34	6	71	8
Mr.DomReg.com Inc.	5,185	1,353	549	7,087	104
NAMEBAY	27,294	5,270	3,405	35,969	685
NameEngine, Inc.	6,415	1,667	1,284	9,366	121
NameScout Corp	30,174	4,899	3,502	38,575	560
NamesDirect.Com, Inc.	92,980	17,198	11,683	121,861	1,967
NameSecure.com	104,386	18,239	14,956	137,581	968
NameTree, Inc.	15		1	16	0
Netbenefit PLC aka NetNames	20,926	5,544	4,024	30,494	87
Neteka, Inc	3,618	496	316	4,430	62
Netpia.com, Inc.	95,675	19,344	5,897	120,916	3,525
Network Solutions, Inc.	7,382,771	1,212,606	967,029	9,562,406	340,331
Nominalia Internet S.L.	1,826	403	289	2,518	320
NORDNET	63,764	4,132	3,060	70,956	132
Omnis Network, LLC	8,094	1,117	948	10,159	477
OnlineNIC, Inc. d/b/a China-channel.com	245,316	35,064	11,360	291,740	3,198
OVH	1,986	519	359	2,864	607
pairNIC	4,336	733	843	5,912	80
Parava Networks Inc dba RegistrataYa.com nAAme.com	27,649	5,172	2,885	35,706	753
pAsia, Inc.	3,000	629	267	3,896	237
Primus Telco Pty Ltd dba PrimusDomain/PlanetDomain	11,085	2,096	1,160	14,341	888
PSI-Japan, Inc.	27,238	5,144	1,888	34,270	4,588
R&K GlobalBusinessServices,Inc. dba 000Domains.com	337	54	19	410	6
register.com, Inc.	2,248,311	393,909	252,985	2,895,205	66,614
Register.it SPA	6,628	1,708	1,102	9,438	32
Registration Technologies, Inc.	11,882	4,617	2,221	18,720	20
Schlund+Partner AG	349,928	123,670	66,657	540,255	1,089
Secura GmbH	3,680	1,051	709	5,440	139
Stargate Communications, Inc.	152,419	25,949	14,901	193,269	4,593
The Name It Corporation dba aitdomains.com	76,258	11,141	7,704	95,103	2,126
The Registry at Info Avenue d/b/a IA Registry	86,868	5,802	4,504	97,174	301
TLDs, Inc. dba SRSplus	29,103	6,362	3,659	39,124	1,017
Today and Tomorrow Co. Ltd.	17	3	1	21	3

The following information is provided as required by the ICANN/VeriSign Registry Agreements (.com, Section 8; .net and .org, Section 3.15; and requirements 5 and 6 in Appendix T for all three agreements). As stated in Appendix T, the following information "shall be kept confidential by ICANN until three months after the end of the month to which the report relates."

Total Registrations in the VeriSign Registry Database and Name Server Count as of July 31, 2002

REGISTRAR	COM	NET	ORG	Total Domain Names	Name Servers
TotalRegistrations	26,130	5,431	2,466	34,027	824
Transpac	20,364	2,870	1,989	25,223	439
Tucows, Inc.	2,381,499	419,783	262,202	3,063,484	60,184
Universal Registration Services, Inc.	569	205	161	935	1
Venture.co, Inc. dba DomainCity	152	9	1	162	5
Verisign Global Registry Services	10	10	10	30	10
Virtual Internet Plc.	1,660	315	170	2,145	9
Wild West Domains, Inc.	2,939	435	265	3,639	116
Wooho T&C Ltd., d/b/a rnames.com	1,911	529	122	2,562	195
Xin Net Corp.	124,373	20,671	4,064	149,108	2,830
YesNIC Co. Ltd.	163,717	37,865	9,095	210,677	16,515
TOTALS	22,526,354	3,907,160	2,553,817	28,987,331	734,077